

JH 142070

| <b>Company Detail</b>                              |  |
|--|--|
| Company Name                                       | WORLD MARKETING INC                            |
| Address  | 14407 ALONDRA BLVD<br>LA MIRADA, CA 90638-5504 |
| Contact Name                                       | ELENA MARTINEZ                                 |
| Phone Number                                       | (714)994-9236                                  |
| Profit Indicator                                   | P  |
| <b>PS Form 3607R - Mailing Transaction Receipt</b> |  |
| Account Holder Account Number                      | 29565  |
| Account Holder Permit Number                       | 4020   |
| Account Holder Permit Type                         | PI   |
| Account Holder CRID                                | 2855012  |
| Post Office of Permit                              | LONG BEACH CA 90809-9693                       |
| Post Office of Mailing                             | LONG BEACH CA 90809-9693                       |
| Post Office of Permit Cost Center                  | 054482-0818                                    |
| Post Office of Mailing Cost Center                 | 054482-8557                                    |
| Mailing Agent Name                                 | WORLD MARKETING INC                            |
| Mailing Agent CRID                                 | 2855012  |
| Mail Owner Name                                    | JENLAX PARTNERS                                |
| Mail Owner CRID                                    | 4291086  |
| JOB ID   | 42070AV1                                       |
| Customer Reference ID                              |  |
| CAPS Transaction Number                            | 2012102214122300M1                             |
| Class of Mail                                      | Standard Mail                                  |
| Processing Category                                | Letters  |
| Postage Statement ID                               | 147561291                                      |
| Mailing Group ID                                   | 113422880                                      |
| Mailer's Mailing Date                              | 10/22/2012                                     |
| Total Pieces                                       | 863,015 pcs.                                   |
| Weight of a single-piece                           | 0.0144 lbs.                                    |
| Total Weight                                       | 12,427.4160 lbs.                               |
| Total Number of Containers                         | 1,509  |
| Total Adjusted Postage                             | \$ 159,325.92                                  |
| Payment Date and Time                              | 10/22/2012 12:12                               |
| Payment Transaction Number                         | 201229614122376M1                              |
| Mailer Figures Adjusted?                           | No   |
| Person authorizing adjustment                      |  |
| Name   |  |
| Phone Number                                       |  |
| Acceptance Site Mailer ID                          |  |
| Clerk Initials                                     | CLE  |
| Mail Arrival Date and Time                         | 10/22/2012 09:25                               |



# Attention: Republicans

J#142070

0.0144

## ction Day ing Guide

CALIFORNIA VOTER GUIDE • 1954 W. Carson St. • Torrance, CA 90501 • FPPC ID 595-004

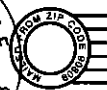
### VOTE TUESDAY NOVEMBER 6, 2012



OPENED AND EXAMINED BY  
CLASSIFICATION AND MARKING  
AGENCY LONG BEACH CA FOR



\*\*\*\*AUTO\*\*SCH 5-DIGIT 91976  
Bonnie Harris  
1021 Buena Vista Ave  
San Juan Valley, CA 91977-4406



PRSRT STD  
U.S. Postage  
PAID  
Long Beach, CA  
Permit No. 4020

4#2070AVI  
863015 Pcs  
.0144

PI4020

United States Postal Service®  
**Plant-Verified Drop Shipment (PVDS)**  
**Verification and Clearance**

1. Requested In-Home Delivery Date (3-day window) 2. Drop Ship Appointment Number

3. Mailer Name: World Marketing - Los Angeles 4. FAST Scheduler ID: 928315212001 5. Mailer Contact Name: Deida Castaneda 6. Mailer Contact Telephone (Include area code): (714) 994-6245

7. Origin Plant Location (City, state, ZIP+4®): Long Beach, CA 90809-9693 8. Check One:  Identical-Weight Pieces. Weight of a Single Piece: 0.0144 lbs.  Nonidentical-Weight Pieces

9. Class of Mail:  Periodicals  Std. Mail  Package Services  International (Specify class) 10. Product or Publication Title or Names: Job 42070AV, ID 42070AV1 142070 AV 11. Total Gross Weight of Shipment (Verified at origin office): 659

12. Type of Mail Processing Category (Check all that apply):  Letters  Automation Compatible  Irregular Parcels  Flats  Machinable Parcels  Nonmachinable Parcels

Mailer Information

| 13. Pallets                         |                   | a. No. Pallets of Trays | b. No. Pallets of Sacks | c. No. Pallets of Parcels | d. No. Pallets of Bundles | 13e. Non-Palletized Containers |
|-------------------------------------|-------------------|-------------------------|-------------------------|---------------------------|---------------------------|--------------------------------|
| Optional if Pallet Presort is Known | i. 5-Digit        |                         |                         |                           |                           | i. No. of Bundles              |
|                                     | ii. 5-D Scheme    |                         |                         |                           |                           | ii. No. of Trays               |
|                                     | iii. 5-D CR       |                         |                         |                           |                           | iii. No. of Sacks              |
|                                     | iv. 5-D Scheme CR |                         |                         |                           |                           | iv. No. of Parcels             |
|                                     | v. 3-D            | 1                       |                         |                           |                           | v. No. of Other (Describe)     |
|                                     | vi. All Other     | 1                       |                         |                           |                           |                                |

14. Entry Discounts Claimed:  DDU  DBMC  Mailing Includes Pieces For Delivery Outside Service Area of Entry Office. (Check all that apply)  DSCF  International Service Center (ISC)  DADC  Other (International):

15. Comments -- Record SCF/ADC/BMC/ASF designator(s) and ZIP Code(s) from the DMM label list for mailing presented or attach register. SCF 900

16a. Contact at Company Making Drop Ship Appointment (if other than mailer and if known when completing this form) 16b. Telephone

Origin Post Office (Where verified)

17. Origin Post Office™ (City, state, and ZIP+4): Long Beach, CA 90809-9693 26a. Name of USPS® Employee Verifying Mail: CLELIZARRARAZ 26b. Employee's Telephone Number (Include area code): (714) 994-6265

18. Verified at:  DMU (Mailer's plant)  BMEU or Post Office 26c. Signature of Verifying Employee: [Signature] 27. Round Stamp (Required): [Stamp]

19. Permit Number: 4020 20. Postage Payment Method (Except for Periodicals):  Permit  Stamped  Meter 26d. USPS Contact Name (if other than verifying employee): [Signature]

21. Total Pieces: 32560 22. Total Weight of Mailing: 469

23. Vehicle PVDS Seal Number 24. Vehicle ID Number

25. Comments: PALLETS P12 33. Load Condition Irregularities (Check all that apply):  Broken Pallets  Mailings are not Separated by Form 8125  Container Counts do not Match Form 8125  Overweight Pallets  Damaged Mail  Pallets Too Tall  Improper Mail Makeup  Incorrect Mail Class  Load Unsafe  Other (Describe in item 32)  Incorrect Appointment Type

Destination Entry Post Office or Delivery Unit

28. Entry Office (Facility name, address, city, state and ZIP+4® code as found in the Drop Ship Product.): LOS ANGELES 7001 S CENTRAL AVE LOS ANGELES, CA 90052-9998

Note: Appointments with 100% Periodicals can be presented whenever the destination facility is open and staffed.

29a. USPS Receiving Employee Signature 29b. USPS Receiving Employee Name

30. Date/Time of Arrival 31. Date/Time of Departure

32. Comments (NOTE: Enter bedload discrepancies as percentages and pallet discrepancies as pallet counts.):

34. Scan the barcode upon receipt.

United States Postal Service®  
**Plant-Verified Drop Shipment (PVDS)**  
**Verification and Clearance**

|  |                                 |
|--|---------------------------------|
| 1. Requested In-Home Delivery Date<br>(3-day window) | 2. Drop Ship Appointment Number |
|--|---------------------------------|

|   |                                     |  |  |   |   |
|---|-------------------------------------|--|--|---|---|
| 3. Mailer Name<br>World Marketing - Los Angeles   |                                     | 4. FAST Scheduler ID<br>928315212001   | 5. Mailer Contact Name<br>Deida Castaneda  |   | 6. Mailer Contact Telephone<br>(Include area code) (714) 994-6245 |
| 7. Origin Plant Location (City, state, ZIP+4®)<br>Long Beach, CA 90809-9693   |                                     |  | 8. Check One<br><input checked="" type="checkbox"/> Identical-Weight Pieces. Weight of a Single Piece 0.0144 lbs.<br><input type="checkbox"/> Nonidentical-Weight Pieces |   |   |
| 9. Class of Mail<br><input type="checkbox"/> Periodicals <input checked="" type="checkbox"/> Std. Mail<br><input type="checkbox"/> Package Services<br><input type="checkbox"/> International (Specify class)   |                                     | 10. Product or Publication Title or Names<br>Job 42070AV, ID 42070AV1<br>142070 AV |  | 11. Total Gross Weight of Shipment (Verified at origin office)<br>498 |   |
| 12. Type of Mail Processing Category (Check all that apply)<br><input checked="" type="checkbox"/> Letters <input checked="" type="checkbox"/> Automation Compatible <input type="checkbox"/> Irregular Parcels<br><input type="checkbox"/> Flats <input type="checkbox"/> Machinable Parcels <input type="checkbox"/> Nonmachinable Parcels  |                                     |  |  |   |   |
| 13. Pallets   |                                     | a. No. Pallets of Trays<br>1   | b. No. Pallets of Sacks  | c. No. Pallets of Parcels   | d. No. Pallets of Bundles   |
| 14. Entry Discounts Claimed<br>(Check all that apply)<br><input type="checkbox"/> DDU <input type="checkbox"/> DBMC <input type="checkbox"/> Mailing Includes Pieces For Delivery Outside Service Area of Entry Office.<br><input checked="" type="checkbox"/> DSCF <input type="checkbox"/> International Service Center (ISC) <input type="checkbox"/> DADC <input type="checkbox"/> Other (International): | Optional if Pallet Presort is Known |  | 13e. Non-Palletized Container  |   |   |
|   | i. 5-Digit                          |  | i. No. of Bundles  |   |   |
|   | ii. 5-D Scheme                      |  | ii. No. of Trays   |   |   |
|   | iii. 5-D CR                         |  | iii. No. of Sacks  |   |   |
|   | iv. 5-D Scheme CR                   |  | iv. No. of Parcels   |   |   |
|   | v. 3-D                              |  | v. No. of Other (Describe)   |   |   |
| vi. All Other   |                                     | 1  |  |   |   |
| 15. Comments - Record SCF/ADC/BMC/ASF designator(s) and ZIP Code(s) from the DMM label list for mailing presented or attach register.<br>SCF 907  |                                     |  |  |   |   |
| 16a. Contact at Company Making Drop Ship Appointment (if other than mailer and if known when completing this form)  |                                     |  |  | 16b. Telephone  |   |

|  |   |  |  |
|--|---|--|--|
| 17. Origin Post Office™ (City, state, and ZIP+4)<br>Long Beach, CA 90809-9693  |   | 26a. Name of USPS® Employee Verifying Mail<br><b>C. ELIZARRAZ</b>        | 26b. Employee's Telephone Number (Include area code)<br>(714) 994-6265 |
| 18. Verified at<br><input checked="" type="checkbox"/> DMU (Mailer's plant) <input type="checkbox"/> BMEU or Post Office |   | 26c. Signature of Verifying Employee<br><b>FILE COPY</b>                 | 27. Round Stamp (Required)<br>   |
| 19. Permit Number<br>4020  | 20. Postage Payment Method (Except for Periodicals)<br><input checked="" type="checkbox"/> Permit <input type="checkbox"/> Stamped <input type="checkbox"/> Meter | 26d. USPS Contact Name (if other than verifying employee)<br><b>R.H.</b> |  |
| 21. Total Pieces<br>26151  | 22. Total Weight of Mailing<br>377  |  |  |
| 23. Vehicle PVDS Seal Number   | 24. Vehicle ID Number   |  |  |

|   |  |  |  |
|---|--|--|--|
| 25. Comments<br><b>Pallets P3</b>   |  | 33. Load Condition Irregularities (Check all that apply)<br><input type="checkbox"/> Broken Pallets <input type="checkbox"/> Mailings are not Separated by Form 8125<br><input type="checkbox"/> Container Counts do not Match Form 8125 <input type="checkbox"/> Overweight Pallets<br><input type="checkbox"/> Damaged Mail <input type="checkbox"/> Pallets Too Tall<br><input type="checkbox"/> Improper Mail Makeup <input type="checkbox"/> Incorrect Mail Class<br><input type="checkbox"/> Load Unsafe <input type="checkbox"/> Other (Describe in item 32)<br><input type="checkbox"/> Incorrect Appointment Type |  |
| 28. Entry Office (Facility name, address, city, state and ZIP+4® code as found in the Drop Ship Product.)<br><b>LONG BEACH<br/>2300 REDONDO AVE<br/>LONG BEACH, CA 90809-9998</b><br>Note: Appointments with 100% Periodicals can be presented whenever the destination facility is open and staffed. |  |  |  |
| 29a. USPS Receiving Employee Signature  |  | 29b. USPS Receiving Employee Name  |  |
| 30. Date/Time of Arrival  |  | 31. Date/Time of Departure   |  |
| 32. Comments (NOTE: Enter bedload discrepancies as percentages and pallet discrepancies as pallet counts.)  |  |  |  |
| 34. Scan the barcode upon receipt.  |  |  |  |

United States Postal Service®  
**Plant-Verified Drop Shipment (PVDS)**  
**Verification and Clearance**

1. Requested In-Home Delivery Date (3-day window)  
 2. Drop Ship Appointment Number

|  |                                     |  |  |  |  |  |  |   |  |
|--|-------------------------------------|--|--|--|--|--|--|---|--|
| 3. Mailer Name<br>World Marketing - Los Angeles  |                                     | 4. FAST Scheduler ID<br>928315212001   |  | 5. Mailer Contact Name<br>Deida Castaneda  |  | 6. Mailer Contact Telephone (include area code)<br>(714) 994-6245  |  |   |  |
| 7. Origin Plant Location (City, state, ZIP+4®)<br>Long Beach, CA 90809-9693  |                                     |  |  | 8. Check One<br><input checked="" type="checkbox"/> Identical-Weight Pieces. Weight of a Single Piece 0.0144 lbs.<br><input type="checkbox"/> Nonidentical-Weight Pieces   |  |  |  |   |  |
| 9. Class of Mail<br><input type="checkbox"/> Periodicals <input checked="" type="checkbox"/> Std. Mail<br><input type="checkbox"/> Package Services<br><input type="checkbox"/> International (Specify class)  |                                     | 10. Product or Publication Title or Names<br>Job 42070AV, ID 42070AV1<br>142070 AV |  | 11. Total Gross Weight of Shipment (Verified at origin office)<br>565  |  | 12. Type of Mail Processing Category (Check all that apply)<br><input checked="" type="checkbox"/> Letters <input checked="" type="checkbox"/> Automation Compatible <input type="checkbox"/> Irregular Parcels<br><input type="checkbox"/> Flats <input type="checkbox"/> Machinable Parcels <input type="checkbox"/> Nonmachinable Parcels |  |   |  |
| 13. Pallets  |                                     | a. No. Pallets of Trays 2  |  | b. No. Pallets of Sacks  |  | c. No. Pallets of Parcels  |  |   |  |
| d. No. Pallets of Bundles  |                                     | 13e. Non-Palletized Containers   |  |  |  |  |  |   |  |
| Mailer Information   | Optional if Pallet Presort is Known | i. 5-Digit   |  |  |  | i. No. of Bundles  |  |   |  |
|  |                                     | ii. 5-D Scheme   |  |  |  | ii. No. of Trays   |  |   |  |
|  |                                     | iii. 5-D CR  |  |  |  | iii. No. of Sacks  |  |   |  |
|  |                                     | iv. 5-D Scheme CR  |  |  |  | iv. No. of Parcels   |  |   |  |
|  |                                     | v. 3-D   |  | 1  |  |  |  | v. No. of Other (Describe)  |  |
|  |                                     | vi. All Other  |  | 1  |  |  |  |   |  |
| 14. Entry Discounts Claimed<br><input type="checkbox"/> DDU <input type="checkbox"/> DBMC <input type="checkbox"/> Mailing Includes Pieces For Delivery Outside Service Area of Entry Office.<br>(Check all that apply) <input checked="" type="checkbox"/> DSCF <input type="checkbox"/> International Service Center (ISC) <input type="checkbox"/> DADC <input type="checkbox"/> Other (International): |                                     |  |  |  |  |  |  |   |  |
| 15. Comments – Record SCF/ADC/BMC/ASF designator(s) and ZIP Code(s) from the DMM label list for mailing presented or attach register.<br>SCF 913   |                                     |  |  |  |  |  |  |   |  |
| 16a. Contact at Company Making Drop Ship Appointment (if other than mailer and if known when completing this form)   |                                     |  |  |  |  | 16b. Telephone   |  |   |  |
| Origin Post Office (Where verified)  |                                     |  |  | 17. Origin Post Office™ (City, state, and ZIP+4)<br>Long Beach, CA 90809-9693  |  | 26a. Name of USPS® Employee Verifying Mail<br>CLERIAARRAM7   |  |   |  |
|  |                                     |  |  | 18. Verified at<br><input checked="" type="checkbox"/> DMU (Mailer's plant) <input type="checkbox"/> BMEU or Post Office   |  | 26c. Signature of Verifying Employee<br>   |  | 27. Round Stamp (Required)<br>  |  |
|  |                                     |  |  | 19. Permit Number<br>4020  |  | 20. Postage Payment Method (Except for Periodicals)<br><input checked="" type="checkbox"/> Permit <input type="checkbox"/> Stamped <input type="checkbox"/> Meter  |  | 26d. USPS Contact Name (if other than verifying employee)<br>K. M. J. |  |
|  |                                     |  |  | 21. Total Pieces<br>29629  |  | 22. Total Weight of Mailing<br>427   |  |   |  |
|  |                                     |  |  | 23. Vehicle PVDS Seal Number   |  | 24. Vehicle ID Number  |  |   |  |
| 25. Comments<br>Pallets 4 3  |                                     |  |  | 33. Load Condition Irregularities (Check all that apply)<br><input type="checkbox"/> Broken Pallets <input type="checkbox"/> Mailings are not Separated by Form 8125<br><input type="checkbox"/> Container Counts do not Match Form 8125 <input type="checkbox"/> Overweight Pallets<br><input type="checkbox"/> Damaged Mail <input type="checkbox"/> Pallets Too Tall<br><input type="checkbox"/> Improper Mail Makeup <input type="checkbox"/> Incorrect Mail Class<br><input type="checkbox"/> Load Unsafe <input type="checkbox"/> Other (Describe in item 32)<br><input type="checkbox"/> Incorrect Appointment Type |  |  |  |   |  |
| Destination Entry Post Office or Delivery Unit   |                                     |  |  | 28. Entry Office (Facility name, address, city, state and ZIP+4® code as found in the Drop Ship Product.)<br><b>SANTA CLARITA</b><br>28201 FRANKLIN PKWY<br>SANTA CLARITA, CA 91383-9997<br><br>Note: Appointments with 100% Periodicals can be presented whenever the destination facility is open and staffed.   |  |  |  |   |  |
|  |                                     |  |  | 29a. USPS Receiving Employee Signature   |  | 29b. USPS Receiving Employee Name  |  | 34. Scan the barcode upon receipt.                                    |  |
|  |                                     |  |  | 30. Date/Time of Arrival   |  | 31. Date/Time of Departure   |  |   |  |
|  |                                     |  |  | 32. Comments (NOTE: Enter bedload discrepancies as percentages and pallet discrepancies as pallet counts.)   |  |  |  |   |  |

United States Postal Service®  
**Plant-Verified Drop Shipment (PVDS)**  
**Verification and Clearance**

1. Requested In-Home Delivery Date (3-day window)  
 2. Drop Ship Appointment Number

|  |                   |  |                         |  |                           |   |  |
|--|-------------------|--|-------------------------|--|---------------------------|---|--|
| 3. Mailer Name<br>World Marketing - Los Angeles  |                   | 4. FAST Scheduler ID<br>928315212001   |                         | 5. Mailer Contact Name<br>Deida Castaneda  |                           | 6. Mailer Contact Telephone<br>(Include area code) (714) 994-6245 |  |
| 7. Origin Plant Location (City, state, ZIP+4®)<br>Long Beach, CA 90809-9693  |                   |  |                         | 8. Check One<br><input checked="" type="checkbox"/> Identical-Weight Pieces. Weight of a Single Piece 0.0144 lbs.<br><input type="checkbox"/> Nonidentical-Weight Pieces |                           |   |  |
| 9. Class of Mail<br><input type="checkbox"/> Periodicals <input checked="" type="checkbox"/> Std. Mail<br><input type="checkbox"/> Package Services<br><input type="checkbox"/> International (Specify class)  |                   | 10. Product or Publication Title or Names<br>Job 42070AV, ID 42070AV1<br>142070 AV |                         | 11. Total Gross Weight of Shipment (Verified at origin office)<br>605  |                           |   |  |
| 12. Type of Mail Processing Category (Check all that apply)<br><input checked="" type="checkbox"/> Letters <input checked="" type="checkbox"/> Automation Compatible <input type="checkbox"/> Irregular Parcels<br><input type="checkbox"/> Flats <input type="checkbox"/> Machinable Parcels <input type="checkbox"/> Nonmachinable Parcels |                   |  |                         |  |                           |   |  |
| 13. Pallets  |                   | a. No. Pallets of Trays  | b. No. Pallets of Sacks | c. No. Pallets of Parcels  | d. No. Pallets of Bundles | 13e. Non-Palletized Containers                                    |  |
| Optional if Pallet Presort is Known  | i. 5-Digit        |  |                         |  |                           | i. No. of Bundles   |  |
|  | ii. 5-D Scheme    |  |                         |  |                           | ii. No. of Trays  |  |
|  | iii. 5-D CR       |  |                         |  |                           | iii. No. of Sacks   |  |
|  | iv. 5-D Scheme CR |  |                         |  |                           | iv. No. of Parcels  |  |
|  | v. 3-D            | 1  |                         |  |                           | v. No. of Other (Describe)  |  |
|  | vi. All Other     | 1  |                         |  |                           |   |  |

14. Entry Discounts Claimed  DDU  DBMC  Mailing Includes Pieces For Delivery Outside Service Area of Entry Office.  
 (Check all that apply)  DSCF  International Service Center (ISC)  DADC  Other (International):

15. Comments – Record SCF/ADC/BMC/ASF designator(s) and ZIP Code(s) from the DMM label list for mailing presented or attach register.  
 SCF 917

16a. Contact at Company Making Drop Ship Appointment (if other than mailer and if known when completing this form)  
 16b. Telephone

|  |   |   |  |  |  |
|--|---|---|--|--|--|
| 17. Origin Post Office™ (City, state, and ZIP+4)<br>Long Beach, CA 90809-9693  |   | 26a. Name of USPS® Employee Verifying Mail<br><b>CLELIZARRAPAZ</b>        |  | 26b. Employee's Telephone Number (Include area code)<br>(714) 994-6265 |  |
| 18. Verified at<br><input checked="" type="checkbox"/> DMU (Mailer's plant) <input type="checkbox"/> BMEU or Post Office |   | 26c. Signature of Verifying Employee<br><b>FILE COPY</b>                  |  | 27. Round Stamp (Required)<br>   |  |
| 19. Permit Number<br>4020  | 20. Postage Payment Method (Except for Periodicals)<br><input checked="" type="checkbox"/> Permit <input type="checkbox"/> Stamped <input type="checkbox"/> Meter | 26d. USPS Contact Name (if other than verifying employee)<br><b>K. J.</b> |  |  |  |
| 21. Total Pieces<br>32005  | 22. Total Weight of Mailing<br>461  |   |  |  |  |
| 23. Vehicle PVDS Seal Number   | 24. Vehicle ID Number   |   |  |  |  |

25. Comments  
**PALLETS P67**

28. Entry Office (Facility name, address, city, state and ZIP+4® code as found in the Drop Ship Product.)  
**INDUSTRY**  
 15421 E GALE AVE  
 CITY OF INDUSTRY, CA 91715-9998

Note: Appointments with 100% Periodicals can be presented whenever the destination facility is open and staffed.


33. Load Condition Irregularities (Check all that apply)  
 Broken Pallets  Mailings are not Separated by Form 8125  
 Container Counts do not Match Form 8125  Overweight Pallets  
 Damaged Mail  Pallets Too Tall  
 Improper Mail Makeup  Incorrect Mail Class  
 Load Unsafe  Other (Describe in item 32)  
 Incorrect Appointment Type

34. Scan the barcode upon receipt.

|  |                                   |
|--|-----------------------------------|
| 29a. USPS Receiving Employee Signature   | 29b. USPS Receiving Employee Name |
| 30. Date/Time of Arrival   | 31. Date/Time of Departure        |
| 32. Comments (NOTE: Enter bedload discrepancies as percentages and pallet discrepancies as pallet counts.) |                                   |

United States Postal Service®  
**Plant-Verified Drop Shipment (PVDS)**  
**Verification and Clearance**

1. Requested In-Home Delivery Date (3-day window) 2. Drop Ship Appointment Number

|   |                   |   |   |  |  |   |                            |  |
|---|-------------------|---|---|--|--|---|----------------------------|--|
| 3. Mailer Name<br>World Marketing - Los Angeles   |                   | 4. FAST Scheduler ID<br>928315212001  |   | 5. Mailer Contact Name<br>Deida Castaneda  |  | 6. Mailer Contact Telephone<br>(Include area code) (714) 994-6245   |                            |  |
| 7. Origin Plant Location (City, state, ZIP+4®)<br>Long Beach, CA 90809-9693   |                   |   |   | 8. Check One<br><input checked="" type="checkbox"/> Identical-Weight Pieces. Weight of a Single Piece 0.0144 lbs.<br><input type="checkbox"/> Nonidentical-Weight Pieces   |  |   |                            |  |
| 9. Class of Mail<br><input type="checkbox"/> Periodicals <input checked="" type="checkbox"/> Std. Mail<br><input type="checkbox"/> Package Services<br><input type="checkbox"/> International (Specify class)   |                   | 10. Product or Publication Title or Names<br>Job 42070AV, ID 42070AV1<br>142070 AV  |   | 11. Total Gross Weight of Shipment (Verified at origin office)<br>1991   |  |   |                            |  |
| 12. Type of Mail Processing Category (Check all that apply)<br><input checked="" type="checkbox"/> Letters <input checked="" type="checkbox"/> Automation Compatible <input type="checkbox"/> Irregular Parcels<br><input type="checkbox"/> Flats <input type="checkbox"/> Machinable Parcels <input type="checkbox"/> Nonmachinable Parcels  |                   |   |   |  |  |   |                            |  |
| 13. Pallets   |                   | a. No. Pallets of Trays<br>4  |   | b. No. Pallets of Sacks  |  | c. No. Pallets of Parcels   |                            |  |
| d. No. Pallets of Bundles   |                   | 13e. Non-Palletized Containers  |   |  |  |   |                            |  |
| Mailer Information  | i. 5-Digit        |   |   |  |  |   | i. No. of Bundles          |  |
|   | ii. 5-D Scheme    |   |   |  |  |   | ii. No. of Trays           |  |
|   | iii. 5-D CR       |   |   |  |  |   | iii. No. of Sacks          |  |
|   | iv. 5-D Scheme CR |   |   |  |  |   | iv. No. of Parcels         |  |
|   | v. 3-D            |   | 3 |  |  |   | v. No. of Other (Describe) |  |
|   | vi. All Other     |   | 1 |  |  |   |                            |  |
| 14. Entry Discounts Claimed <input type="checkbox"/> DDU <input type="checkbox"/> DBMC <input type="checkbox"/> Mailing Includes Pieces For Delivery Outside Service Area of Entry Office.<br>(Check all that apply) <input checked="" type="checkbox"/> DSCF <input type="checkbox"/> International Service Center (ISC) <input type="checkbox"/> DADC <input type="checkbox"/> Other (International): |                   |   |   |  |  |   |                            |  |
| 15. Comments -- Record SCF/ADC/BMC/ASF designator(s) and ZIP Code(s) from the DMM label list for mailing presented or attach register.<br>SCF 920   |                   |   |   |  |  |   |                            |  |
| 16a. Contact at Company Making Drop Ship Appointment (if other than mailer and if known when completing this form)  |                   |   |   |  |  | 16b. Telephone  |                            |  |
| 17. Origin Post Office™ (City, state, and ZIP+4)<br>Long Beach, CA 90809-9693   |                   |   |   | 26a. Name of USPS® Employee Verifying Mail<br>C. ELIZABARRAZ   |  | 26b. Employee's Telephone Number (include area code)<br>(714) 994-6265  |                            |  |
| 18. Verified at<br><input checked="" type="checkbox"/> DMU (Mailer's plant) <input type="checkbox"/> BMEU or Post Office  |                   |   |   | 26c. Signature of Verifying Employee<br>FILE COPY  |  | 27. Round Stamp (Required)<br> |                            |  |
| 19. Permit Number<br>4020   |                   | 20. Postage Payment Method (Except for Periodicals)<br><input checked="" type="checkbox"/> Permit <input type="checkbox"/> Stamped <input type="checkbox"/> Meter |   | 26d. USPS Contact Name (if other than verifying employee)<br>RITTS   |  |   |                            |  |
| 21. Total Pieces<br>110343  |                   | 22. Total Weight of Mailing<br>1589   |   | 23. Vehicle PVDS Seal Number   |  | 24. Vehicle ID Number   |                            |  |
| 25. Comments<br>PALLETS IN 9108   |                   |   |   | 33. Load Condition Irregularities (Check all that apply)<br><input type="checkbox"/> Broken Pallets <input type="checkbox"/> Mailings are not Separated by Form 8125<br><input type="checkbox"/> Container Counts do not Match Form 8125 <input type="checkbox"/> Overweight Pallets<br><input type="checkbox"/> Damaged Mail <input type="checkbox"/> Pallets Too Tall<br><input type="checkbox"/> Improper Mail Makeup <input type="checkbox"/> Incorrect Mail Class<br><input type="checkbox"/> Load Unsafe <input type="checkbox"/> Other (Describe in item 32)<br><input type="checkbox"/> Incorrect Appointment Type |  |   |                            |  |
| 28. Entry Office (Facility name, address, city, state and ZIP+4® code as found in the Drop Ship Product.)<br>SAN DIEGO<br>11251 RANCHO CARMEL DR<br>SAN DIEGO, CA 92199-9992<br>Note: Appointments with 100% Periodicals can be presented whenever the destination facility is open and staffed.  |                   |   |   | 34. Scan the barcode upon receipt.   |  |   |                            |  |
| 29a. USPS Receiving Employee Signature  |                   | 29b. USPS Receiving Employee Name   |   |  |  |   |                            |  |
| 30. Date/Time of Arrival  |                   | 31. Date/Time of Departure  |   |  |  |   |                            |  |
| 32. Comments (NOTE: Enter bedload discrepancies as percentages and pallet discrepancies as pallet counts.)  |                   |   |   |  |  |   |                            |  |

United States Postal Service®  
**Plant-Verified Drop Shipment (PVDS)**  
**Verification and Clearance**

1. Requested In-Home Delivery Date (3-day window) 2. Drop Ship Appointment Number

|  |                   |  |                         |  |                           |  |  |
|--|-------------------|--|-------------------------|--|---------------------------|--|--|
| 3. Mailer Name<br>World Marketing - Los Angeles  |                   | 4. FAST Scheduler ID<br>928315212001   |                         | 5. Mailer Contact Name<br>Deida Castaneda  |                           | 6. Mailer Contact Telephone (Include area code)<br>(714) 994-6245      |  |
| 7. Origin Plant Location (City, state, ZIP+4®)<br>Long Beach, CA 90809-9693  |                   |  |                         | 8. Check One<br><input checked="" type="checkbox"/> Identical-Weight Pieces. Weight of a Single Piece 0.0144 lbs.<br><input type="checkbox"/> Nonidentical-Weight Pieces   |                           |  |  |
| 9. Class of Mail<br><input type="checkbox"/> Periodicals <input checked="" type="checkbox"/> Std. Mail<br><input type="checkbox"/> Package Services<br><input type="checkbox"/> International (Specify class)  |                   | 10. Product or Publication Title or Names<br>Job 42070AV, ID 42070AV1<br>142070 AV   |                         | 11. Total Gross Weight of Shipment (Verified at origin office)<br>1703   |                           |  |  |
|  |                   | 12. Type of Mail Processing Category (Check all that apply)<br><input checked="" type="checkbox"/> Letters <input checked="" type="checkbox"/> Automation Compatible <input type="checkbox"/> Irregular Parcels<br><input type="checkbox"/> Flats <input type="checkbox"/> Machinable Parcels <input type="checkbox"/> Nonmachinable Parcels |                         |  |                           |  |  |
| 13. Pallets  |                   | a. No. Pallets of Trays<br>5   | b. No. Pallets of Sacks | c. No. Pallets of Parcels  | d. No. Pallets of Bundles | 13e. Non-Palletized Container  |  |
| Optional if Pallet Presort is Known  | i. 5-Digit        |  |                         |  |                           | i. No. of Bundles  |  |
|  | ii. 5-D Scheme    |  |                         |  |                           | ii. No. of Trays   |  |
|  | iii. 5-D CR       |  |                         |  |                           | iii. No. of Sacks  |  |
|  | iv. 5-D Scheme CR |  |                         |  |                           | iv. No. of Parcels   |  |
|  | v. 3-D            | 4  |                         |  |                           | v. No. of Other (Describe)   |  |
|  | vi. All Other     | 1  |                         |  |                           |  |  |
| 14. Entry Discounts Claimed <input type="checkbox"/> DDU <input type="checkbox"/> DBMC <input type="checkbox"/> Mailing Includes Pieces For Delivery Outside Service Area of Entry Office. (Check all that apply) <input checked="" type="checkbox"/> DSCF <input type="checkbox"/> International Service Center (ISC) <input type="checkbox"/> DADC <input type="checkbox"/> Other (International): |                   |  |                         |  |                           |  |  |
| 15. Comments – Record SCFIADC/BMC/ASF designator(s) and ZIP Code(s) from the DMM label list for mailing presented or attach register. SCF 923  |                   |  |                         |  |                           |  |  |
| 16a. Contact at Company Making Drop Ship Appointment (if other than mailer and if known when completing this form)   |                   |  |                         |  |                           | 16b. Telephone   |  |
| 17. Origin Post Office™ (City, state, and ZIP+4)<br>Long Beach, CA 90809-9693  |                   |  |                         | 26a. Name of USPS® Employee Verifying Mail<br>CLERIZARRAZ  |                           | 26b. Employee's Telephone Number (Include area code)<br>(714) 994-6265 |  |
| 18. Verified at<br><input checked="" type="checkbox"/> DMU (Mailer's plant) <input type="checkbox"/> BMEU or Post Office   |                   |  |                         | 26c. Signature of Verifying Employee<br>FILE COPY  |                           | 27. Round Stamp (Required)<br>   |  |
| 19. Permit Number<br>4020  |                   | 20. Postage Payment Method (Except for Periodicals)<br><input checked="" type="checkbox"/> Permit <input type="checkbox"/> Stamped <input type="checkbox"/> Meter  |                         | 26d. USPS Contact Name (if other than verifying employee)<br>Kitty   |                           |  |  |
| 21. Total Pieces<br>90993  |                   | 22. Total Weight of Mailing<br>1310  |                         |  |                           |  |  |
| 23. Vehicle PVDS Seal Number   |                   | 24. Vehicle ID Number  |                         |  |                           |  |  |
| 25. Comments<br>PALLET 13 14 15 16 12  |                   |  |                         | 33. Load Condition Irregularities (Check all that apply)<br><input type="checkbox"/> Broken Pallets <input type="checkbox"/> Mailings are not Separated by Form 8125<br><input type="checkbox"/> Container Counts do not Match Form 8125 <input type="checkbox"/> Overweight Pallets<br><input type="checkbox"/> Damaged Mail <input type="checkbox"/> Pallets Too Tall<br><input type="checkbox"/> Improper Mail Makeup <input type="checkbox"/> Incorrect Mail Class<br><input type="checkbox"/> Load Unsafe <input type="checkbox"/> Other (Describe in item 32)<br><input type="checkbox"/> Incorrect Appointment Type |                           |  |  |
| 28. Entry Office (Facility name, address, city, state and ZIP+4® code as found in the Drop Ship Product.)<br><b>SAN BERNARDINO</b><br>1900 W REDLANDS BLVD<br>SAN BERNARDINO, CA 92403-9996<br>Note: Appointments with 100% Periodicals can be presented whenever the destination facility is open and staffed.  |                   |  |                         | 34. Scan the barcode upon receipt.   |                           |  |  |
| 29a. USPS Receiving Employee Signature   |                   | 29b. USPS Receiving Employee Name  |                         |  |                           |  |  |
| 30. Date/Time of Arrival   |                   | 31. Date/Time of Departure   |                         |  |                           |  |  |
| 32. Comments (NOTE: Enter bedload discrepancies as percentages and pallet discrepancies as pallet counts.)   |                   |  |                         |  |                           |  |  |



United States Postal Service®  
**Plant-Verified Drop Shipment (PVDS)**  
**Verification and Clearance**

1. Requested In-Home Delivery Date (3-day window) 2. Drop Ship Appointment Number

|  |                   |   |   |  |  |  |                            |  |
|--|-------------------|---|---|--|--|--|----------------------------|--|
| 3. Mailer Name<br>World Marketing - Los Angeles  |                   | 4. FAST Scheduler ID<br>928315212001  |   | 5. Mailer Contact Name<br>Deida Castaneda  |  | 6. Mailer Contact Telephone (Include area code)<br>(714) 994-6245      |                            |  |
| 7. Origin Plant Location (City, state, ZIP+4®)<br>Long Beach, CA 90809-9693  |                   |   |   | 8. Check One<br><input checked="" type="checkbox"/> Identical-Weight Pieces. Weight of a Single Piece 0.0144 lbs.<br><input type="checkbox"/> Nonidentical-Weight Pieces   |  |  |                            |  |
| 9. Class of Mail<br><input type="checkbox"/> Periodicals <input checked="" type="checkbox"/> Std. Mail<br><input type="checkbox"/> Package Services<br><input type="checkbox"/> International (Specify class)  |                   | 10. Product or Publication Title or Names<br>Job 42070AV, ID 42070AV1<br>142070 AV  |   | 11. Total Gross Weight of Shipment (Verified at origin office)<br>1776   |  |  |                            |  |
| 12. Type of Mail Processing Category (Check all that apply)<br><input checked="" type="checkbox"/> Letters <input checked="" type="checkbox"/> Automation Compatible <input type="checkbox"/> Irregular Parcels<br><input type="checkbox"/> Flats <input type="checkbox"/> Machinable Parcels <input type="checkbox"/> Nonmachinable Parcels   |                   |   |   |  |  |  |                            |  |
| 13. Pallets  |                   | a. No. Pallets of Trays<br>4  |   | b. No. Pallets of Sacks  |  | c. No. Pallets of Parcels  |                            |  |
|  |                   |   |   |  |  | d. No. Pallets of Bundles  |                            |  |
| 13e. Non-Palletized Containers:  |                   |   |   |  |  |  |                            |  |
| Optional if Pallet Presort is Known  | i. 5-Digit        |   |   |  |  |  | i. No. of Bundles          |  |
|  | ii. 5-D Scheme    |   |   |  |  |  | ii. No. of Trays           |  |
|  | iii. 5-D CR       |   |   |  |  |  | iii. No. of Sacks          |  |
|  | iv. 5-D Scheme CR |   |   |  |  |  | iv. No. of Parcels         |  |
|  | v. 3-D            |   | 4 |  |  |  | v. No. of Other (Describe) |  |
|  | vi. All Other     |   |   |  |  |  |                            |  |
| 14. Entry Discounts Claimed<br><input type="checkbox"/> DDU <input type="checkbox"/> DBMC <input type="checkbox"/> Mailing Includes Pieces For Delivery Outside Service Area of Entry Office.<br>(Check all that apply) <input checked="" type="checkbox"/> DSCF <input type="checkbox"/> International Service Center (ISC) <input type="checkbox"/> DADC <input type="checkbox"/> Other (International): |                   |   |   |  |  |  |                            |  |
| 15. Comments - Record SCF/ADC/BMC/ASF designator(s) and ZIP Code(s) from the DMM label list for mailing presented or attach register.<br>SCF 926   |                   |   |   |  |  |  |                            |  |
| 16a. Contact at Company Making Drop Ship Appointment (if other than mailer and if known when completing this form)   |                   |   |   |  |  | 16b. Telephone   |                            |  |
| 17. Origin Post Office™ (City, state, and ZIP+4)<br>Long Beach, CA 90809-9693  |                   |   |   | 26a. Name of USPS® Employee Verifying Mail<br><i>CLIZAPARRAZ</i>   |  | 26b. Employee's Telephone Number (Include area code)<br>(714) 994-6265 |                            |  |
| 18. Verified at<br><input checked="" type="checkbox"/> DMU (Mailer's plant) <input type="checkbox"/> BMEU or Post Office   |                   |   |   | 26c. Signature of Verifying Employee<br><i>FILE COPY</i>   |  | 27. Round Stamp (Required)<br>   |                            |  |
| 19. Permit Number<br>4020  |                   | 20. Postage Payment Method (Except for Periodicals)<br><input checked="" type="checkbox"/> Permit <input type="checkbox"/> Stamped <input type="checkbox"/> Meter |   | 26d. USPS Contact Name (if other than verifying employee)<br><i>KVAJ</i>   |  |  |                            |  |
| 21. Total Pieces<br>98225  |                   | 22. Total Weight of Mailing<br>1414   |   |  |  |  |                            |  |
| 23. Vehicle PVDS Seal Number   |                   | 24. Vehicle ID Number   |   |  |  |  |                            |  |
| 25. Comments<br><i>Pallets P 17 18 19 20</i>   |                   |   |   | 33. Load Condition Irregularities (Check all that apply)<br><input type="checkbox"/> Broken Pallets <input type="checkbox"/> Mailings are not Separated by Form 8125<br><input type="checkbox"/> Container Counts do not Match Form 8125 <input type="checkbox"/> Overweight Pallets<br><input type="checkbox"/> Damaged Mail <input type="checkbox"/> Pallets Too Tall<br><input type="checkbox"/> Improper Mail Makeup <input type="checkbox"/> Incorrect Mail Class<br><input type="checkbox"/> Load Unsafe <input type="checkbox"/> Other (Describe in item 32)<br><input type="checkbox"/> Incorrect Appointment Type |  |  |                            |  |
| 28. Entry Office (Facility name, address, city, state and ZIP+4® code as found in the Drop Ship Product.)<br><b>SANTA ANA</b><br>3101 W SUNFLOWER AVE<br>SANTA ANA, CA 92799-0101<br><br>Note: Appointments with 100% Periodicals can be presented whenever the destination facility is open and staffed.  |                   |   |   | 34. Scan the barcode upon receipt.   |  |  |                            |  |
| 29a. USPS Receiving Employee Signature   |                   | 29b. USPS Receiving Employee Name   |   |  |  |  |                            |  |
| 30. Date/Time of Arrival   |                   | 31. Date/Time of Departure  |   |  |  |  |                            |  |
| 32. Comments (NOTE: Enter bedload discrepancies as percentages and pallet discrepancies as pallet counts.)   |                   |   |   |  |  |  |                            |  |

United States Postal Service®  
**Plant-Verified Drop Shipment (PVDS)**  
**Verification and Clearance**

1. Requested In-Home Delivery Date  
*(3-day window)* 2. Drop Ship Appointment Number


|  |                   |  |                         |   |                           |  |  |
|--|-------------------|--|-------------------------|---|---------------------------|--|--|
| 3. Mailer Name<br>World Marketing - Los Angeles  |                   | 4. FAST Scheduler ID<br>928315212001   |                         | 5. Mailer Contact Name<br>Deida Castaneda   |                           | 6. Mailer Contact Telephone<br><i>(Include area code)</i> (714) 994-6245 |  |
| 7. Origin Plant Location <i>(City, state, ZIP+4®)</i><br>Long Beach, CA 90809-9693   |                   |  |                         | 8. Check One<br><input checked="" type="checkbox"/> Identical-Weight Pieces. Weight of a Single Piece 0.0144 lbs.<br><input type="checkbox"/> Nonidentical-Weight Pieces  |                           |  |  |
| 9. Class of Mail<br><input type="checkbox"/> Periodicals <input checked="" type="checkbox"/> Std. Mail<br><input type="checkbox"/> Package Services<br><input type="checkbox"/> International <i>(Specify class)</i> |                   | 10. Product or Publication Title or Names<br>Job 42070AV, ID 42070AV1<br>142070 AV |                         | 11. Total Gross Weight of Shipment <i>(Verified at origin office)</i><br>986  |                           |  |  |
|  |                   |  |                         | 12. Type of Mail Processing Category <i>(Check all that apply)</i><br><input checked="" type="checkbox"/> Letters <input checked="" type="checkbox"/> Automation Compatible <input type="checkbox"/> Irregular Parcels<br><input type="checkbox"/> Flats <input type="checkbox"/> Machinable Parcels <input type="checkbox"/> Nonmachinable Parcels |                           |  |  |
| 13. Pallets  |                   | a. No. Pallets of Trays<br>2   | b. No. Pallets of Sacks | c. No. Pallets of Parcels   | d. No. Pallets of Bundles | 13e. Non-Palletized Containers   |  |
| Optional if Pallet Presort is Known  | i. 5-Digit        |  |                         |   |                           | i. No. of Bundles  |  |
|  | ii. 5-D Scheme    |  |                         |   |                           | ii. No. of Trays   |  |
|  | iii. 5-D CR       |  |                         |   |                           | iii. No. of Sacks  |  |
|  | iv. 5-D Scheme CR |  |                         |   |                           | iv. No. of Parcels   |  |
|  | v. 3-D            | 2  |                         |   |                           | v. No. of Other <i>(Describe)</i>  |  |
|  | vi. All Other     |  |                         |   |                           |  |  |

14. Entry Discounts Claimed  DDU  DBMC  Mailing Includes Pieces For Delivery Outside Service Area of Entry Office.  
*(Check all that apply)*  DSCF  International Service Center (ISC)  DADC  Other *(International)*:

15. Comments – Record SCF/ADC/BMC/ASF designator(s) and ZIP Code(s) from the DMM label list for mailing presented or attach register.  
 SCF 928

16a. Contact at Company Making Drop Ship Appointment *(if other than mailer and if known when completing this form)*

16b. Telephone

|   |  |  |   |  |  |
|---|--|--|---|--|--|
| 17. Origin Post Office™ <i>(City, state, and ZIP+4)</i><br>Long Beach, CA 90809-9693  |  | 26a. Name of USPS® Employee Verifying Mail<br><b>CLEZARRAZ</b> |   | 26b. Employee's Telephone Number <i>(Include area code)</i><br>(714) 994-6265  |  |
| 18. Verified at<br><input checked="" type="checkbox"/> DMU <i>(Mailer's plant)</i> <input type="checkbox"/> BMEU or Post Office |  | 26c. Signature of Verifying Employee<br><b>FILE COPY</b>       |   | 27. Round Stamp <i>(Required)</i><br> |  |
| 19. Permit Number<br>4020   | 20. Postage Payment Method <i>(Except for Periodicals)</i><br><input checked="" type="checkbox"/> Permit <input type="checkbox"/> Stamped <input type="checkbox"/> Meter |  | 26d. USPS Contact Name <i>(if other than verifying employee)</i><br><b>RITZ</b> |  |  |
| 21. Total Pieces<br>54414   | 22. Total Weight of Mailing<br>784   |  |   |  |  |
| 23. Vehicle PVDS Seal Number  | 24. Vehicle ID Number  |  |   |  |  |

25. Comments  
**Pallets P 2/22**


33. Load Condition Irregularities *(Check all that apply)*  
 Broken Pallets  Mailings are not Separated by Form 8125  
 Container Counts do not Match Form 8125  Overweight Pallets  
 Damaged Mail  Pallets Too Tall  
 Improper Mail Makeup  Incorrect Mail Class  
 Load Unsafe  Other *(Describe in item 32)*  
 Incorrect Appointment Type

|   |                                   |
|---|-----------------------------------|
| 28. Entry Office <i>(Facility name, address, city, state and ZIP+4® code as found in the Drop Ship Product.)</i><br><b>ANAHEIM</b><br>5335 E LA PALMA AVE<br>ANAHEIM, CA 92899-9998 |                                   |
| Note: Appointments with 100% Periodicals can be presented whenever the destination facility is open and staffed.  |                                   |
| 29a. USPS Receiving Employee Signature  | 29b. USPS Receiving Employee Name |
| 30. Date/Time of Arrival  | 31. Date/Time of Departure        |
| 32. Comments <i>(NOTE: Enter bedload discrepancies as percentages and pallet discrepancies as pallet counts.)</i>   |                                   |

34. Scan the barcode upon receipt.


United States Postal Service®  
**Plant-Verified Drop Shipment (PVDS)**  
**Verification and Clearance**

1. Requested In-Home Delivery Date (3-day window) 2. Drop Ship Appointment Number

|   |                   |   |   |  |  |   |                            |
|---|-------------------|---|---|--|--|---|----------------------------|
| 3. Mailer Name<br>World Marketing - Los Angeles   |                   | 4. FAST Scheduler ID<br>928315212001  |   | 5. Mailer Contact Name<br>Deida Castaneda  |  | 6. Mailer Contact Telephone<br>(Include area code) (714) 994-6245   |                            |
| 7. Origin Plant Location (City, state, ZIP+4®)<br>Long Beach, CA 90809-9693   |                   |   |   | 8. Check One<br><input checked="" type="checkbox"/> Identical-Weight Pieces. Weight of a Single Piece 0.0144 lbs.<br><input type="checkbox"/> Nonidentical-Weight Pieces   |  |   |                            |
| 9. Class of Mail<br><input type="checkbox"/> Periodicals <input checked="" type="checkbox"/> Std. Mail<br><input type="checkbox"/> Package Services<br><input type="checkbox"/> International (Specify class)   |                   | 10. Product or Publication Title or Names<br>Job 42070AV, ID 42070AV1<br>142070 AV  |   | 11. Total Gross Weight of Shipment (Verified at origin office)<br>636  |  |   |                            |
| 12. Type of Mail Processing Category (Check all that apply)<br><input checked="" type="checkbox"/> Letters <input checked="" type="checkbox"/> Automation Compatible <input type="checkbox"/> Irregular Parcels<br><input type="checkbox"/> Flats <input type="checkbox"/> Machinable Parcels <input type="checkbox"/> Nonmachinable Parcels  |                   |   |   |  |  |   |                            |
| 13. Pallets   |                   | a. No. Pallets of Trays<br>3  |   | b. No. Pallets of Sacks  |  | c. No. Pallets of Parcels   |                            |
| d. No. Pallets of Bundles   |                   | 13e. Non-Palletized Container   |   |  |  |   |                            |
| Optional if Pallet Presort is Known   | i. 5-Digit        |   |   |  |  |   | i. No. of Bundles          |
|   | ii. 5-D Scheme    |   |   |  |  |   | ii. No. of Trays           |
|   | iii. 5-D CR       |   |   |  |  |   | iii. No. of Sacks          |
|   | iv. 5-D Scheme CR |   |   |  |  |   | iv. No. of Parcels         |
|   | v. 3-D            |   | 2 |  |  |   | v. No. of Other (Describe) |
|   | vi. All Other     |   | 1 |  |  |   |                            |
| 14. Entry Discounts Claimed <input type="checkbox"/> DDU <input type="checkbox"/> DBMC <input type="checkbox"/> Mailing Includes Pieces For Delivery Outside Service Area of Entry Office.<br>(Check all that apply) <input checked="" type="checkbox"/> DSCF <input type="checkbox"/> International Service Center (ISC) <input type="checkbox"/> DADC <input type="checkbox"/> Other (International): |                   |   |   |  |  |   |                            |
| 15. Comments - Record SCF/ADC/BMC/ASF designator(s) and ZIP Code(s) from the DMM label list for mailing presented or attach register.<br>SCF 931  |                   |   |   |  |  |   |                            |
| 16a. Contact at Company Making Drop Ship Appointment (if other than mailer and if known when completing this form)  |                   |   |   |  |  | 16b. Telephone  |                            |
| 17. Origin Post Office™ (City, state, and ZIP+4)<br>Long Beach, CA 90809-9693   |                   |   |   | 26a. Name of USPS® Employee Verifying Mail<br><b>CLELIZARRAZ</b>   |  | 26b. Employee's Telephone Number (Include area code)<br>(714) 994-6265  |                            |
| 18. Verified at<br><input checked="" type="checkbox"/> DMU (Mailer's plant) <input type="checkbox"/> BMEU or Post Office  |                   |   |   | 26c. Signature of Verifying Employee<br><b>FILE COPY</b>   |  | 27. Round Stamp (Required)<br> |                            |
| 19. Permit Number<br>4020   |                   | 20. Postage Payment Method (Except for Periodicals)<br><input checked="" type="checkbox"/> Permit <input type="checkbox"/> Stamped <input type="checkbox"/> Meter |   | 26d. USPS Contact Name (if other than verifying employee)<br><b>RJH</b>  |  |   |                            |
| 21. Total Pieces<br>32592   |                   | 22. Total Weight of Mailing<br>469  |   |  |  |   |                            |
| 23. Vehicle PVDS Seal Number  |                   | 24. Vehicle ID Number   |   |  |  |   |                            |
| 25. Comments<br><b>PALLETS 23 24 25</b>   |                   |   |   | 33. Load Condition Irregularities (Check all that apply)<br><input type="checkbox"/> Broken Pallets <input type="checkbox"/> Mailings are not Separated by Form 8125<br><input type="checkbox"/> Container Counts do not Match Form 8125 <input type="checkbox"/> Overweight Pallets<br><input type="checkbox"/> Damaged Mail <input type="checkbox"/> Pallets Too Tall<br><input type="checkbox"/> Improper Mail Makeup <input type="checkbox"/> Incorrect Mail Class<br><input type="checkbox"/> Load Unsafe <input type="checkbox"/> Other (Describe in item 32)<br><input type="checkbox"/> Incorrect Appointment Type |  |   |                            |
| 28. Entry Office (Facility name, address, city, state and ZIP+4® code as found in the Drop Ship Product.)<br><b>SANTA BARBARA<br/>400 STORKE RD<br/>GOLETA, CA 93199-9997</b>   |                   |   |   | 34. Scan the barcode upon receipt.   |  |   |                            |
| Note: Appointments with 100% Periodicals can be presented whenever the destination facility is open and staffed.  |                   |   |   |  |  |   |                            |
| 29a. USPS Receiving Employee Signature  |                   | 29b. USPS Receiving Employee Name   |   |  |  |   |                            |
| 30. Date/Time of Arrival  |                   | 31. Date/Time of Departure  |   |  |  |   |                            |
| 32. Comments (NOTE: Enter bedload discrepancies as percentages and pallet discrepancies as pallet counts.)  |                   |   |   |  |  |   |                            |


United States Postal Service®  
**Plant-Verified Drop Shipment (PVDS)**  
**Verification and Clearance**

1. Requested In-Home Delivery Date (3-day window)  
 2. Drop Ship Appointment Number

|  |                   |   |                         |  |                           |   |  |
|--|-------------------|---|-------------------------|--|---------------------------|---|--|
| 3. Mailer Name<br>World Marketing - Los Angeles  |                   | 4. FAST Scheduler ID<br>928315212001  |                         | 5. Mailer Contact Name<br>Deida Castaneda  |                           | 6. Mailer Contact Telephone<br>(Include area code) (714) 994-6245   |  |
| 7. Origin Plant Location (City, state, ZIP+4®)<br>Long Beach, CA 90809-9693  |                   |   |                         | 8. Check One<br><input checked="" type="checkbox"/> Identical-Weight Pieces. Weight of a Single Piece 0.0144 lbs.<br><input type="checkbox"/> Nonidentical-Weight Pieces   |                           |   |  |
| 9. Class of Mail<br><input type="checkbox"/> Periodicals <input checked="" type="checkbox"/> Std. Mail<br><input type="checkbox"/> Package Services<br><input type="checkbox"/> International (Specify class)  |                   | 10. Product or Publication Title or Names<br>Job 42070AV, ID 42070AV1<br>142070 AV  |                         | 11. Total Gross Weight of Shipment (Verified at origin office)<br>526  |                           |   |  |
| 12. Type of Mail Processing Category (Check all that apply)<br><input checked="" type="checkbox"/> Letters <input checked="" type="checkbox"/> Automation Compatible <input type="checkbox"/> Irregular Parcels<br><input type="checkbox"/> Flats <input type="checkbox"/> Machinable Parcels <input type="checkbox"/> Nonmachinable Parcels   |                   |   |                         |  |                           |   |  |
| 13. Pallets  |                   | a. No. Pallets of Trays<br>2  | b. No. Pallets of Sacks | c. No. Pallets of Parcels  | d. No. Pallets of Bundles | 13e. Non-Palletized Container   |  |
| Optional if Pallet Presort is Known  | i. 5-Digit        |   |                         |  |                           | i. No. of Bundles   |  |
|  | ii. 5-D Scheme    |   |                         |  |                           | ii. No. of Trays  |  |
|  | iii. 5-D CR       |   |                         |  |                           | iii. No. of Sacks   |  |
|  | iv. 5-D Scheme CR |   |                         |  |                           | iv. No. of Parcels  |  |
|  | v. 3-D            | 1   |                         |  |                           | v. No. of Other (Describe)  |  |
|  | vi. All Other     | 1   |                         |  |                           |   |  |
| 14. Entry Discounts Claimed<br><input type="checkbox"/> DDU <input type="checkbox"/> DBMC <input type="checkbox"/> Mailing Includes Pieces For Delivery Outside Service Area of Entry Office.<br>(Check all that apply) <input checked="" type="checkbox"/> DSCF <input type="checkbox"/> International Service Center (ISC) <input type="checkbox"/> DADC <input type="checkbox"/> Other (International): |                   |   |                         |  |                           |   |  |
| 15. Comments - Record SCF/ADC/BMC/ASF designator(s) and ZIP Code(s) from the DMM label list for mailing presented or attach register.<br>SCF 932   |                   |   |                         |  |                           |   |  |
| 16a. Contact at Company Making Drop Ship Appointment (if other than mailer and if known when completing this form)   |                   |   |                         |  |                           | 16b. Telephone  |  |
| 17. Origin Post Office™ (City, state, and ZIP+4)<br>Long Beach, CA 90809-9693  |                   |   |                         | 26a. Name of USPS® Employee Verifying Mail<br><b>C. ELIZARRAZ</b>  |                           | 26b. Employee's Telephone Number (Include area code)<br>(714) 994-6265  |  |
| 18. Verified at<br><input checked="" type="checkbox"/> DMU (Mailer's plant) <input type="checkbox"/> BMEU or Post Office   |                   |   |                         | 26c. Signature of Verifying Employee<br><b>FILE COPY</b>   |                           | 27. Round Stamp (Required)<br> |  |
| 19. Permit Number<br>4020  |                   | 20. Postage Payment Method (Except for Periodicals)<br><input checked="" type="checkbox"/> Permit <input type="checkbox"/> Stamped <input type="checkbox"/> Meter |                         | 26d. USPS Contact Name (if other than verifying employee)<br><b>KITH</b>   |                           |   |  |
| 21. Total Pieces<br>27074  |                   | 22. Total Weight of Mailing<br>390  |                         |  |                           |   |  |
| 23. Vehicle PVDS Seal Number   |                   | 24. Vehicle ID Number   |                         |  |                           |   |  |
| 25. Comments<br><b>PALLETS - P 26 27</b>   |                   |   |                         | 33. Load Condition Irregularities (Check all that apply)<br><input type="checkbox"/> Broken Pallets <input type="checkbox"/> Mailings are not Separated by Form 8125<br><input type="checkbox"/> Container Counts do not Match Form 8125 <input type="checkbox"/> Overweight Pallets<br><input type="checkbox"/> Damaged Mail <input type="checkbox"/> Pallets Too Tall<br><input type="checkbox"/> Improper Mail Makeup <input type="checkbox"/> Incorrect Mail Class<br><input type="checkbox"/> Load Unsafe <input type="checkbox"/> Other (Describe in item 32)<br><input type="checkbox"/> Incorrect Appointment Type |                           |   |  |
| 28. Entry Office (Facility name, address, city, state and ZIP+4® code as found in the Drop Ship Product.)<br><b>BAKERSFIELD<br/>3400 PEGASUS DR<br/>BAKERSFIELD, CA 93380-9000</b>   |                   |   |                         | 34. Scan the barcode upon receipt.   |                           |   |  |
| Note: Appointments with 100% Periodicals can be presented whenever the destination facility is open and staffed.   |                   |   |                         |  |                           |   |  |
| 29a. USPS Receiving Employee Signature   |                   | 29b. USPS Receiving Employee Name   |                         |  |                           |   |  |
| 30. Date/Time of Arrival   |                   | 31. Date/Time of Departure  |                         |  |                           |   |  |
| 32. Comments (NOTE: Enter bedload discrepancies as percentages and pallet discrepancies as pallet counts.)   |                   |   |                         |  |                           |   |  |

United States Postal Service®  
**Plant-Verified Drop Shipment (PVDS)**  
**Verification and Clearance**

1. Requested In-Home Delivery Date (3-day window) 2. Drop Ship Appointment Number

|  |                   |   |   |  |  |   |                            |
|--|-------------------|---|---|--|--|---|----------------------------|
| 3. Mailer Name<br>World Marketing - Los Angeles  |                   | 4. FAST Scheduler ID<br>928315212001  |   | 5. Mailer Contact Name<br>Deida Castaneda  |  | 6. Mailer Contact Telephone (Include area code)<br>(714) 994-6245   |                            |
| 7. Origin Plant Location (City, state, ZIP+4®)<br>Long Beach, CA 90809-9693  |                   |   |   | 8. Check One<br><input checked="" type="checkbox"/> Identical-Weight Pieces. Weight of a Single Piece 0.0144 lbs.<br><input type="checkbox"/> Nonidentical-Weight Pieces   |  |   |                            |
| 9. Class of Mail<br><input type="checkbox"/> Periodicals <input checked="" type="checkbox"/> Std. Mail<br><input type="checkbox"/> Package Services<br><input type="checkbox"/> International (Specify class)  |                   | 10. Product or Publication Title or Names<br>Job 42070AV, ID 42070AV1<br>142070 AV  |   | 11. Total Gross Weight of Shipment (Verified at origin office)<br>318  |  |   |                            |
| 12. Type of Mail Processing Category (Check all that apply)<br><input checked="" type="checkbox"/> Letters <input checked="" type="checkbox"/> Automation Compatible <input type="checkbox"/> Irregular Parcels<br><input type="checkbox"/> Flats <input type="checkbox"/> Machinable Parcels <input type="checkbox"/> Nonmachinable Parcels   |                   |   |   |  |  |   |                            |
| 13. Pallets  |                   | a. No. Pallets of Trays<br>2  |   | b. No. Pallets of Sacks  |  | c. No. Pallets of Parcels   |                            |
| d. No. Pallets of Bundles  |                   | 13e. Non-Palletized Containers  |   |  |  |   |                            |
| Optional if Pallet Presort is Known  | i. 5-Digit        |   |   |  |  |   | i. No. of Bundles          |
|  | ii. 5-D Scheme    |   |   |  |  |   | ii. No. of Trays           |
|  | iii. 5-D CR       |   |   |  |  |   | iii. No. of Sacks          |
|  | iv. 5-D Scheme CR |   |   |  |  |   | iv. No. of Parcels         |
|  | v. 3-D            |   | 1 |  |  |   | v. No. of Other (Describe) |
|  | vi. All Other     |   | 1 |  |  |   |                            |
| 14. Entry Discounts Claimed<br><input type="checkbox"/> DDU <input type="checkbox"/> DBMC <input type="checkbox"/> Mailing Includes Pieces For Delivery Outside Service Area of Entry Office.<br>(Check all that apply) <input checked="" type="checkbox"/> DSCF <input type="checkbox"/> International Service Center (ISC) <input type="checkbox"/> DADC <input type="checkbox"/> Other (International): |                   |   |   |  |  |   |                            |
| 15. Comments - Record SCF/ADC/BMC/ASF designator(s) and ZIP Code(s) from the DMM label list for mailing presented or attach register.<br>SCF 936   |                   |   |   |  |  |   |                            |
| 16a. Contact at Company Making Drop Ship Appointment (if other than mailer and if known when completing this form)   |                   |   |   |  |  | 16b. Telephone  |                            |
| 17. Origin Post Office™ (City, state, and ZIP+4)<br>Long Beach, CA 90809-9693  |                   |   |   | 26a. Name of USPS® Employee Verifying Mail<br><b>CL ELIZABARRAZ</b>  |  | 26b. Employee's Telephone Number (Include area code)<br>(714) 994-6265  |                            |
| 18. Verified at<br><input checked="" type="checkbox"/> DMU (Mailer's plant) <input type="checkbox"/> BMEU or Post Office   |                   |   |   | 26c. Signature of Verifying Employee<br><b>FILE COPY</b>   |  | 27. Round Stamp (Required)<br> |                            |
| 19. Permit Number<br>4020  |                   | 20. Postage Payment Method (Except for Periodicals)<br><input checked="" type="checkbox"/> Permit <input type="checkbox"/> Stamped <input type="checkbox"/> Meter |   | 26d. USPS Contact Name (if other than verifying employee)<br><b>KITTY</b>  |  |   |                            |
| 21. Total Pieces<br>15287  |                   | 22. Total Weight of Mailing<br>220  |   |  |  |   |                            |
| 23. Vehicle PVDS Seal Number   |                   | 24. Vehicle ID Number   |   |  |  |   |                            |
| 25. Comments<br><b>PALLETS PP29 P28</b>  |                   |   |   | 33. Load Condition Irregularities (Check all that apply)<br><input type="checkbox"/> Broken Pallets <input type="checkbox"/> Mailings are not Separated by Form 8125<br><input type="checkbox"/> Container Counts do not Match Form 8125 <input type="checkbox"/> Overweight Pallets<br><input type="checkbox"/> Damaged Mail <input type="checkbox"/> Pallets Too Tall<br><input type="checkbox"/> Improper Mail Makeup <input type="checkbox"/> Incorrect Mail Class<br><input type="checkbox"/> Load Unsafe <input type="checkbox"/> Other (Describe in item 32)<br><input type="checkbox"/> Incorrect Appointment Type |  |   |                            |
| 28. Entry Office (Facility name, address, city, state and ZIP+4® code as found in the Drop Ship Product.)<br><b>FRESNO<br/>1900 E ST<br/>FRESNO, CA 93706-8000</b>   |                   |   |   | 34. Scan the barcode upon receipt.   |  |   |                            |
| Note: Appointments with 100% Periodicals can be presented whenever the destination facility is open and staffed.   |                   |   |   |  |  |   |                            |
| 29a. USPS Receiving Employee Signature   |                   | 29b. USPS Receiving Employee Name   |   |  |  |   |                            |
| 30. Date/Time of Arrival   |                   | 31. Date/Time of Departure  |   |  |  |   |                            |
| 32. Comments (NOTE: Enter bedload discrepancies as percentages and pallet discrepancies as pallet counts.)   |                   |   |   |  |  |   |                            |

United States Postal Service®  
**Plant-Verified Drop Shipment (PVDS)**  
**Verification and Clearance**


1. Requested In-Home Delivery Date (3-day window)  
 2. Drop Ship Appointment Number

|   |                   |  |                         |  |                           |   |  |
|---|-------------------|--|-------------------------|--|---------------------------|---|--|
| 3. Mailer Name<br>World Marketing - Los Angeles   |                   | 4. FAST Scheduler ID<br>928315212001   |                         | 5. Mailer Contact Name<br>Deida Castaneda  |                           | 6. Mailer Contact Telephone<br>(Include area code) (714) 994-6245 |  |
| 7. Origin Plant Location (City, state, ZIP+4®)<br>Long Beach, CA 90809-9693   |                   |  |                         | 8. Check One<br><input checked="" type="checkbox"/> Identical-Weight Pieces. Weight of a Single Piece 0.0144 lbs.<br><input type="checkbox"/> Nonidentical-Weight Pieces   |                           |   |  |
| 9. Class of Mail<br><input type="checkbox"/> Periodicals <input checked="" type="checkbox"/> Std. Mail<br><input type="checkbox"/> Package Services<br><input type="checkbox"/> International (Specify class) |                   | 10. Product or Publication Title or Names<br>Job 42070AV, ID 42070AV1<br>142070 AV |                         | 11. Total Gross Weight of Shipment (Verified at origin office)<br>680  |                           |   |  |
|   |                   |  |                         | 12. Type of Mail Processing Category (Check all that apply)<br><input checked="" type="checkbox"/> Letters <input checked="" type="checkbox"/> Automation Compatible <input type="checkbox"/> Irregular Parcels<br><input type="checkbox"/> Flats <input type="checkbox"/> Machinable Parcels <input type="checkbox"/> Nonmachinable Parcels |                           |   |  |
| 13. Pallets   |                   | a. No. Pallets of Trays<br>2   | b. No. Pallets of Sacks | c. No. Pallets of Parcels  | d. No. Pallets of Bundles | 13e. Non-Palletized Container                                     |  |
| Optional if Pallet Presort is Known   | i. 5-Digit        |  |                         |  |                           | i. No. of Bundles   |  |
|   | ii. 5-D Scheme    |  |                         |  |                           | ii. No. of Trays  |  |
|   | iii. 5-D CR       |  |                         |  |                           | iii. No. of Sacks   |  |
|   | iv. 5-D Scheme CR |  |                         |  |                           | iv. No. of Parcels  |  |
|   | v. 3-D            | 1  |                         |  |                           | v. No. of Other (Describe)  |  |
|   | vi. All Other     | 1  |                         |  |                           |   |  |

14. Entry Discounts Claimed  DDU  DBMC  Mailing Includes Pieces For Delivery Outside Service Area of Entry Office. (Check all that apply)  DSCF  International Service Center (ISC)  DADC  Other (International):

15. Comments – Record SCF/ADC/BMC/ASF designator(s) and ZIP Code(s) from the DMM label list for mailing presented or attach register. SCF 940

16a. Contact at Company Making Drop Ship Appointment (if other than mailer and if known when completing this form)  
 16b. Telephone

|  |   |  |  |   |  |
|--|---|--|--|---|--|
| 17. Origin Post Office™ (City, state, and ZIP+4)<br>Long Beach, CA 90809-9693  |   | 26a. Name of USPS® Employee Verifying Mail<br><b>CLELIZARRAZ</b> |  | 26b. Employee's Telephone Number (Include area code)<br>(714) 994-6265  |  |
| 18. Verified at<br><input checked="" type="checkbox"/> DMU (Mailer's plant) <input type="checkbox"/> BMEU or Post Office |   | 26c. Signature of Verifying Employee<br><b>FILE COPY</b>         |  | 27. Round Stamp (Required)<br> |  |
| 19. Permit Number<br>4020  | 20. Postage Payment Method (Except for Periodicals)<br><input checked="" type="checkbox"/> Permit <input type="checkbox"/> Stamped <input type="checkbox"/> Meter |  | 26d. USPS Contact Name (if other than verifying employee)<br><b>KATY</b> |   |  |
| 21. Total Pieces<br>35400  | 22. Total Weight of Mailing<br>510  |  |  |   |  |
| 23. Vehicle PVDS Seal Number   | 24. Vehicle ID Number   |  |  |   |  |

25. Comments  
**Pallets 33 34**

28. Entry Office (Facility name, address, city, state and ZIP+4® code as found in the Drop Ship Product.)  
**SAN FRANCISCO**  
 1300 EVANS AVE  
 SAN FRANCISCO, CA 94124-1769

Note: Appointments with 100% Periodicals can be presented whenever the destination facility is open and staffed.

29a. USPS Receiving Employee Signature  
 29b. USPS Receiving Employee Name

30. Date/Time of Arrival  
 31. Date/Time of Departure

32. Comments (NOTE: Enter bedload discrepancies as percentages and pallet discrepancies as pallet counts.)

33. Load Condition Irregularities (Check all that apply)  
 Broken Pallets  Mailings are not Separated by Form 8125  
 Container Counts do not Match Form 8125  Overweight Pallets  
 Damaged Mail  Pallets Too Tall  
 Improper Mail Makeup  Incorrect Mail Class  
 Load Unsafe  Other (Describe in item 32)  
 Incorrect Appointment Type

34. Scan the barcode upon receipt.

United States Postal Service®  
**Plant-Verified Drop Shipment (PVDS)**  
**Verification and Clearance**

1. Requested In-Home Delivery Date (3-day window) 2. Drop Ship Appointment Number

|  |                   |   |   |  |  |  |                            |
|--|-------------------|---|---|--|--|--|----------------------------|
| 3. Mailer Name<br>World Marketing - Los Angeles  |                   | 4. FAST Scheduler ID<br>928315212001  |   | 5. Mailer Contact Name<br>Deida Castaneda  |  | 6. Mailer Contact Telephone<br>(Include area code) (714) 994-6245      |                            |
| 7. Origin Plant Location (City, state, ZIP+4®)<br>Long Beach, CA 90809-9693  |                   |   |   | 8. Check One<br><input checked="" type="checkbox"/> Identical-Weight Pieces. Weight of a Single Piece 0.0144 lbs.<br><input type="checkbox"/> Nonidentical-Weight Pieces   |  |  |                            |
| 9. Class of Mail<br><input type="checkbox"/> Periodicals <input checked="" type="checkbox"/> Std. Mail<br><input type="checkbox"/> Package Services<br><input type="checkbox"/> International (Specify class)  |                   | 10. Product or Publication Title or Names<br>Job 42070AV, ID 42070AV1<br>142070 AV  |   | 11. Total Gross Weight of Shipment (Verified at origin office)<br>1130   |  |  |                            |
| 12. Type of Mail Processing Category (Check all that apply)<br><input checked="" type="checkbox"/> Letters <input checked="" type="checkbox"/> Automation Compatible <input type="checkbox"/> Irregular Parcels<br><input type="checkbox"/> Flats <input type="checkbox"/> Machinable Parcels <input type="checkbox"/> Nonmachinable Parcels   |                   |   |   |  |  |  |                            |
| 13. Pallets  |                   | a. No. Pallets of Trays 3   |   | b. No. Pallets of Sacks  |  | c. No. Pallets of Parcels  |                            |
| d. No. Pallets of Bundles  |                   | 13e. Non-Palletized Container   |   |  |  |  |                            |
| Optional if Pallet Presort is Known  | i. 5-Digit        |   |   |  |  |  | i. No. of Bundles          |
|  | ii. 5-D Scheme    |   |   |  |  |  | ii. No. of Trays           |
|  | iii. 5-D CR       |   |   |  |  |  | iii. No. of Sacks          |
|  | iv. 5-D Scheme CR |   |   |  |  |  | iv. No. of Parcels         |
|  | v. 3-D            |   | 2 |  |  |  | v. No. of Other (Describe) |
|  | vi. All Other     |   | 1 |  |  |  |                            |
| 14. Entry Discounts Claimed<br><input type="checkbox"/> DDU <input type="checkbox"/> DBMC <input type="checkbox"/> Mailing Includes Pieces For Delivery Outside Service Area of Entry Office.<br>(Check all that apply) <input checked="" type="checkbox"/> DSCF <input type="checkbox"/> International Service Center (ISC) <input type="checkbox"/> DADC <input type="checkbox"/> Other (International): |                   |   |   |  |  |  |                            |
| 15. Comments -- Record SCF/ADC/BMC/ASF designator(s) and ZIP Code(s) from the DMM label list for mailing presented or attach register.<br>SCF 945  |                   |   |   |  |  |  |                            |
| 16a. Contact at Company Making Drop Ship Appointment (if other than mailer and if known when completing this form)   |                   |   |   |  |  | 16b. Telephone   |                            |
| 17. Origin Post Office™ (City, state, and ZIP+4)<br>Long Beach, CA 90809-9693  |                   |   |   | 26a. Name of USPS® Employee Verifying Mail<br><b>CELIZAPARRAZ</b>  |  | 26b. Employee's Telephone Number (Include area code)<br>(714) 994-6265 |                            |
| 18. Verified at<br><input checked="" type="checkbox"/> DMU (Mailer's plant) <input type="checkbox"/> BMEU or Post Office   |                   |   |   | 26c. Signature of Verifying Employee<br><b>FILE COPY</b>   |  | 27. Round Stamp (Required)<br>   |                            |
| 19. Permit Number<br>4020  |                   | 20. Postage Payment Method (Except for Periodicals)<br><input checked="" type="checkbox"/> Permit <input type="checkbox"/> Stamped <input type="checkbox"/> Meter |   | 26d. USPS Contact Name (if other than verifying employee)<br><b>Deida</b>  |  |  |                            |
| 21. Total Pieces<br>60201  |                   | 22. Total Weight of Mailing<br>867  |   |  |  |  |                            |
| 23. Vehicle PVDS Seal Number   |                   | 24. Vehicle ID Number   |   |  |  |  |                            |
| 25. Comments<br><b>PALLETS 940 9241</b>  |                   |   |   | 33. Load Condition Irregularities (Check all that apply)<br><input type="checkbox"/> Broken Pallets <input type="checkbox"/> Mailings are not Separated by Form 8125<br><input type="checkbox"/> Container Counts do not Match Form 8125 <input type="checkbox"/> Overweight Pallets<br><input type="checkbox"/> Damaged Mail <input type="checkbox"/> Pallets Too Tall<br><input type="checkbox"/> Improper Mail Makeup <input type="checkbox"/> Incorrect Mail Class<br><input type="checkbox"/> Load Unsafe <input type="checkbox"/> Other (Describe in item 32)<br><input type="checkbox"/> Incorrect Appointment Type |  |  |                            |
| 28. Entry Office (Facility name, address, city, state and ZIP+4® code as found in the Drop Ship Product.)<br><b>OAKLAND<br/>1675 7TH ST<br/>OAKLAND, CA 94615-0001</b>   |                   |   |   | 34. Scan the barcode upon receipt.   |  |  |                            |
| Note: Appointments with 100% Periodicals can be presented whenever the destination facility is open and staffed.   |                   |   |   |  |  |  |                            |
| 29a. USPS Receiving Employee Signature   |                   | 29b. USPS Receiving Employee Name   |   |  |  |  |                            |
| 30. Date/Time of Arrival   |                   | 31. Date/Time of Departure  |   |  |  |  |                            |
| 32. Comments (NOTE: Enter bedload discrepancies as percentages and pallet discrepancies as pallet counts.)   |                   |   |   |  |  |  |                            |

United States Postal Service®  
**Plant-Verified Drop Shipment (PVDS)**  
**Verification and Clearance**

|  |                                 |
|--|---------------------------------|
| 1. Requested In-Home Delivery Date<br>(3-day window) | 2. Drop Ship Appointment Number |
|--|---------------------------------|

|  |                   |  |                         |  |                           |   |  |
|--|-------------------|--|-------------------------|--|---------------------------|---|--|
| 3. Mailer Name<br>World Marketing - Los Angeles  |                   | 4. FAST Scheduler ID<br>928315212001   |                         | 5. Mailer Contact Name<br>Deida Castaneda  |                           | 6. Mailer Contact Telephone<br>(Include area code) (714) 994-6245 |  |
| 7. Origin Plant Location (City, state, ZIP+4®)<br>Long Beach, CA 90809-9693  |                   |  |                         | 8. Check One<br><input checked="" type="checkbox"/> Identical-Weight Pieces. Weight of a Single Piece 0.0144 lbs.<br><input type="checkbox"/> Nonidentical-Weight Pieces |                           |   |  |
| 9. Class of Mail<br><input type="checkbox"/> Periodicals <input checked="" type="checkbox"/> Std. Mail<br><input type="checkbox"/> Package Services<br><input type="checkbox"/> International (Specify class)  |                   | 10. Product or Publication Title or Names<br>Job 42070AV, ID 42070AV1<br>142070 AV |                         | 11. Total Gross Weight of Shipment (Verified at origin office)<br>377  |                           |   |  |
| 13. Pallets  |                   | a. No. Pallets of Trays<br>2   | b. No. Pallets of Sacks | c. No. Pallets of Parcels  | d. No. Pallets of Bundles | 13e. Non-Palletized Containers                                    |  |
| Optional if Pallet Presort is Known  | i. 5-Digit        |  |                         |  |                           | i. No. of Bundles   |  |
|  | ii. 5-D Scheme    |  |                         |  |                           | ii. No. of Trays  |  |
|  | iii. 5-D CR       |  |                         |  |                           | iii. No. of Sacks   |  |
|  | iv. 5-D Scheme CR |  |                         |  |                           | iv. No. of Parcels  |  |
|  | v. 3-D            | 1  |                         |  |                           | v. No. of Other (Describe)  |  |
|  | vi. All Other     | 1  |                         |  |                           |   |  |
| 14. Entry Discounts Claimed<br><input type="checkbox"/> DDU <input type="checkbox"/> DBMC <input type="checkbox"/> Mailing Includes Pieces For Delivery Outside Service Area of Entry Office.<br>(Check all that apply) <input checked="" type="checkbox"/> DSCF <input type="checkbox"/> International Service Center (ISC) <input type="checkbox"/> DADC <input type="checkbox"/> Other (International): |                   |  |                         |  |                           |   |  |
| 15. Comments – Record SCF/ADC/BMC/ASF designator(s) and ZIP Code(s) from the DMM label list for mailing presented or attach register.<br>SCF 949   |                   |  |                         |  |                           |   |  |
| 16a. Contact at Company Making Drop Ship Appointment (if other than mailer and if known when completing this form)   |                   |  |                         |  |                           | 16b. Telephone  |  |

|  |   |   |   |  |  |
|--|---|---|---|--|--|
| 17. Origin Post Office™ (City, state, and ZIP+4)<br>Long Beach, CA 90809-9693  |   | 26a. Name of USPS® Employee Verifying Mail<br><i>CLEGGARR</i> |   | 26b. Employee's Telephone Number (Include area code)<br>(714) 994-6265 |  |
| 18. Verified at<br><input checked="" type="checkbox"/> DMU (Mailer's plant) <input type="checkbox"/> BMEU or Post Office |   | 26c. Signature of Verifying Employee<br><i>[Signature]</i>    |   | 27. Round Stamp (Required)<br>   |  |
| 19. Permit Number<br>4020  | 20. Postage Payment Method (Except for Periodicals)<br><input checked="" type="checkbox"/> Permit <input type="checkbox"/> Stamped <input type="checkbox"/> Meter |   | 26d. USPS Contact Name (if other than verifying employee)<br><i>[Signature]</i> |  |  |
| 21. Total Pieces<br>18800  | 22. Total Weight of Mailing<br>271  |   |   |  |  |
| 23. Vehicle PVDS Seal Number   | 24. Vehicle ID Number   |   |   |  |  |
| 25. Comments<br><i>PALLETS P44 43</i>  |   |   | 33. Load Condition Irregularities (Check all that apply)                        |  |  |

|  |  |  |  |  |  |
|--|--|--|--|--|--|
| 28. Entry Office (Facility name, address, city, state and ZIP+4® code as found in the Drop Ship Product.)<br><b>NORTH BAY</b><br>1150 N MCDOWELL BLVD<br>PETALUMA, CA 94999-9993 |  | 33. Load Condition Irregularities (Check all that apply)<br><input type="checkbox"/> Broken Pallets <input type="checkbox"/> Mailings are not Separated by Form 8125<br><input type="checkbox"/> Container Counts do not Match Form 8125 <input type="checkbox"/> Overweight Pallets<br><input type="checkbox"/> Damaged Mail <input type="checkbox"/> Pallets Too Tall<br><input type="checkbox"/> Improper Mail Makeup <input type="checkbox"/> Incorrect Mail Class<br><input type="checkbox"/> Load Unsafe <input type="checkbox"/> Other (Describe in item 32)<br><input type="checkbox"/> Incorrect Appointment Type |  |  |  |
| Note: Appointments with 100% Periodicals can be presented whenever the destination facility is open and staffed.   |  |  |  |  |  |
| 29a. USPS Receiving Employee Signature   |  | 29b. USPS Receiving Employee Name  |  |  |  |
| 30. Date/Time of Arrival   |  | 31. Date/Time of Departure   |  |  |  |
| 32. Comments (NOTE: Enter bedload discrepancies as percentages and pallet discrepancies as pallet counts.)   |  |  |  |  |  |
| 34. Scan the barcode upon receipt.   |  |  |  |  |  |



United States Postal Service®  
**Plant-Verified Drop Shipment (PVDS)**  
**Verification and Clearance**

1. Requested In-Home Delivery Date (3-day window)  
 2. Drop Ship Appointment Number

|  |                   |   |  |                           |  |                           |  |  |
|--|-------------------|---|--|---------------------------|--|---------------------------|--|--|
| 3. Mailer Name<br>World Marketing - Los Angeles  |                   |   | 4. FAST Scheduler ID<br>928315212001   |                           | 5. Mailer Contact Name<br>Deida Castaneda  |                           | 6. Mailer Contact Telephone (Include area code)<br>(714) 994-6245      |  |
| 7. Origin Plant Location (City, state, ZIP+4®)<br>Long Beach, CA 90809-9693  |                   |   |  |                           | 8. Check One<br><input checked="" type="checkbox"/> Identical-Weight Pieces. Weight of a Single Piece 0.0144 lbs.<br><input type="checkbox"/> Nonidentical-Weight Pieces   |                           |  |  |
| 9. Class of Mail<br><input type="checkbox"/> Periodicals <input checked="" type="checkbox"/> Std. Mail<br><input type="checkbox"/> Package Services<br><input type="checkbox"/> International (Specify class)  |                   |   | 10. Product or Publication Title or Names<br>Job 42070AV, ID 42070AV1<br>142070 AV |                           | 11. Total Gross Weight of Shipment (Verified at origin office)<br>1002   |                           |  |  |
|  |                   |   |  |                           |  |                           |  | 12. Type of Mail Processing Category (Check all that apply)<br><input checked="" type="checkbox"/> Letters <input checked="" type="checkbox"/> Automation Compatible <input type="checkbox"/> Irregular Parcels<br><input type="checkbox"/> Flats <input type="checkbox"/> Machinable Parcels <input type="checkbox"/> Nonmachinable Parcels |
| 13. Pallets  |                   | a. No. Pallets of Trays<br>3  | b. No. Pallets of Sacks  | c. No. Pallets of Parcels |  | d. No. Pallets of Bundles |  | 13e. Non-Palletized Container  |
| Optional if Pallet Presort is Known  | i. 5-Digit        |   |  |                           |  |                           |  | i. No. of Bundles  |
|  | ii. 5-D Scheme    |   |  |                           |  |                           |  | ii. No. of Trays   |
|  | iii. 5-D CR       |   |  |                           |  |                           |  | iii. No. of Sacks  |
|  | iv. 5-D Scheme CR |   |  |                           |  |                           |  | iv. No. of Parcels   |
|  | v. 3-D            |   | 3  |                           |  |                           |  | v. No. of Other (Describe)   |
|  | vi. All Other     |   |  |                           |  |                           |  |  |
| 14. Entry Discounts Claimed<br><input type="checkbox"/> DDU <input type="checkbox"/> DBMC <input type="checkbox"/> Mailing Includes Pieces For Delivery Outside Service Area of Entry Office.<br>(Check all that apply) <input checked="" type="checkbox"/> DSCF <input type="checkbox"/> International Service Center (ISC) <input type="checkbox"/> DADC <input type="checkbox"/> Other (International): |                   |   |  |                           |  |                           |  |  |
| 15. Comments -- Record SCF/ADC/BMC/ASF designator(s) and ZIP Code(s) from the DMM label list for mailing presented or attach register.<br>SCF 950  |                   |   |  |                           |  |                           |  |  |
| 16a. Contact at Company Making Drop Ship Appointment (if other than mailer and if known when completing this form)   |                   |   |  |                           |  |                           | 16b. Telephone   |  |
| 17. Origin Post Office™ (City, state, and ZIP+4)<br>Long Beach, CA 90809-9693  |                   |   |  |                           | 26a. Name of USPS® Employee Verifying Mail<br>C. ELIZABARRAZ   |                           | 26b. Employee's Telephone Number (Include area code)<br>(714) 994-6265 |  |
| 18. Verified at<br><input checked="" type="checkbox"/> DMU (Mailer's plant) <input type="checkbox"/> BMEU or Post Office   |                   |   |  |                           | 26c. Signature of Verifying Employee<br><b>FILE COPY</b>   |                           | 27. Round Stamp (Required)<br>   |  |
| 19. Permit Number<br>4020  |                   | 20. Postage Payment Method (Except for Periodicals)<br><input checked="" type="checkbox"/> Permit <input type="checkbox"/> Stamped <input type="checkbox"/> Meter |  |                           | 26d. USPS Contact Name (if other than verifying employee)<br>K. H. J.  |                           |  |  |
| 21. Total Pieces<br>53236  |                   | 22. Total Weight of Mailing<br>767  |  |                           |  |                           |  |  |
| 23. Vehicle PVDS Seal Number   |                   | 24. Vehicle ID Number   |  |                           |  |                           |  |  |
| 25. Comments<br>PALLETS 323130   |                   |   |  |                           | 33. Load Condition Irregularities (Check all that apply)<br><input type="checkbox"/> Broken Pallets <input type="checkbox"/> Mailings are not Separated by Form 8125<br><input type="checkbox"/> Container Counts do not Match Form 8125 <input type="checkbox"/> Overweight Pallets<br><input type="checkbox"/> Damaged Mail <input type="checkbox"/> Pallets Too Tall<br><input type="checkbox"/> Improper Mail Makeup <input type="checkbox"/> Incorrect Mail Class<br><input type="checkbox"/> Load Unsafe <input type="checkbox"/> Other (Describe in item 32)<br><input type="checkbox"/> Incorrect Appointment Type |                           |  |  |
| 28. Entry Office (Facility name, address, city, state and ZIP+4® code as found in the Drop Ship Product.)<br>SAN JOSE<br>1750 LUNDY AVE<br>SAN JOSE, CA 95101-9998<br>Note: Appointments with 100% Periodicals can be presented whenever the destination facility is open and staffed.   |                   |   |  |                           | 34. Scan the barcode upon receipt.   |                           |  |  |
| 29a. USPS Receiving Employee Signature   |                   |   | 29b. USPS Receiving Employee Name  |                           |  |                           |  |  |
| 30. Date/Time of Arrival   |                   |   | 31. Date/Time of Departure   |                           |  |                           |  |  |
| 32. Comments (NOTE: Enter bedload discrepancies as percentages and pallet discrepancies as pallet counts.)   |                   |   |  |                           |  |                           |  |  |

United States Postal Service®  
**Plant-Verified Drop Shipment (PVDS)**  
**Verification and Clearance**

1. Requested In-Home Delivery Date (3-day window)  
 2. Drop Ship Appointment Number

3. Mailer Name: World Marketing - Los Angeles  
 4. FAST Scheduler ID: 928315212001  
 5. Mailer Contact Name: Deida Castaneda  
 6. Mailer Contact Telephone (Include area code): (714) 994-6245

7. Origin Plant Location (City, state, ZIP+4®): Long Beach, CA 90809-9693  
 8. Check One  
 Identical-Weight Pieces. Weight of a Single Piece: 0.0144 lbs.  
 Nonidentical-Weight Pieces

9. Class of Mail  
 Periodicals  Std. Mail  
 Package Services  
 International (Specify class)  
 10. Product or Publication Title or Names: Job 42070AV, ID 42070AV1 142070 AV  
 11. Total Gross Weight of Shipment (Verified at origin office): 576  
 12. Type of Mail Processing Category (Check all that apply)  
 Letters  Automation Compatible  Irregular Parcels  
 Flats  Machinable Parcels  Nonmachinable Parcels

Mailer Information

| 13. Pallets                         |                   | a. No. Pallets of Trays | b. No. Pallets of Sacks | c. No. Pallets of Parcels | d. No. Pallets of Bundles | 13e. Non-Palletized Container |
|-------------------------------------|-------------------|-------------------------|-------------------------|---------------------------|---------------------------|-------------------------------|
| Optional if Pallet Presort is Known | i. 5-Digit        |                         |                         |                           |                           | i. No. of Bundles             |
|                                     | ii. 5-D Scheme    |                         |                         |                           |                           | ii. No. of Trays              |
|                                     | iii. 5-D CR       |                         |                         |                           |                           | iii. No. of Sacks             |
|                                     | iv. 5-D Scheme CR |                         |                         |                           |                           | iv. No. of Parcels            |
|                                     | v. 3-D            | 2                       |                         |                           |                           | v. No. of Other (Describe)    |
|                                     | vi. All Other     |                         |                         |                           |                           |                               |

14. Entry Discounts Claimed  
 DDU  DBMC  Mailing Includes Pieces For Delivery Outside Service Area of Entry Office.  
 (Check all that apply)  DSCF  International Service Center (ISC)  DADC  Other (International):  
 15. Comments – Record SCF/ADC/BMC/ASF designator(s) and ZIP Code(s) from the DMM label list for mailing presented or attach register. SCF 952

16a. Contact at Company Making Drop Ship Appointment (if other than mailer and if known when completing this form)  
 16b. Telephone

Origin Post Office (Where verified)

17. Origin Post Office™ (City, state, and ZIP+4): Long Beach, CA 90809-9693  
 18. Verified at  DMU (Mailer's plant)  BMEU or Post Office  
 19. Permit Number: 4020  
 20. Postage Payment Method (Except for Periodicals)  
 Permit  Stamped  Meter  
 21. Total Pieces: 30125  
 22. Total Weight of Mailing: 434  
 23. Vehicle PVDS Seal Number  
 24. Vehicle ID Number  
 25. Comments: **PALLETS P4645**  
 26a. Name of USPS® Employee Verifying Mail: **CLELIZARRAZ**  
 26c. Signature of Verifying Employee: **FILE COPY**  
 26d. USPS Contact Name (if other than verifying employee): **RITTY**  
 27. Round Stamp (Required):

Destination Entry Post Office or Delivery Unit

28. Entry Office (Facility name, address, city, state and ZIP+4® code as found in the Drop Ship Product.):  
**STOCKTON**  
 3131 ARCH AIRPORT RD  
 STOCKTON, CA 95213-9996  
 Note: Appointments with 100% Periodicals can be presented whenever the destination facility is open and staffed.  
 29a. USPS Receiving Employee Signature  
 29b. USPS Receiving Employee Name  
 30. Date/Time of Arrival  
 31. Date/Time of Departure  
 32. Comments (NOTE: Enter bedload discrepancies as percentages and pallet discrepancies as pallet counts.)  
 33. Load Condition Irregularities (Check all that apply)  
 Broken Pallets  Mailings are not Separated by Form 8125  
 Container Counts do not Match Form 8125  Overweight Pallets  
 Damaged Mail  Pallets Too Tall  
 Improper Mail Makeup  Incorrect Mail Class  
 Load Unsafe  Other (Describe in item 32)  
 Incorrect Appointment Type  
 34. Scan the barcode upon receipt.

United States Postal Service®  
**Plant-Verified Drop Shipment (PVDS)**  
**Verification and Clearance**

1. Requested In-Home Delivery Date (3-day window) 2. Drop Ship Appointment Number

3. Mailer Name: World Marketing - Los Angeles  
 4. FAST Scheduler ID: 928315212001  
 5. Mailer Contact Name: Deida Castaneda  
 6. Mailer Contact Telephone (include area code): (714) 994-6245

7. Origin Plant Location (City, state, ZIP+4®): Long Beach, CA 90809-9693  
 8. Check One:  Identical-Weight Pieces. Weight of a Single Piece: 0.0144 lbs.  
 Nonidentical-Weight Pieces

9. Class of Mail:  Periodicals  Std. Mail  
 Package Services  
 International (Specify class)  
 10. Product or Publication Title or Names: Job 42070AV, ID 42070AV1 142070 AV  
 11. Total Gross Weight of Shipment (Verified at origin office): 57  
 12. Type of Mail Processing Category (Check all that apply):  Letters  Automation Compatible  Irregular Parcels  
 Flats  Machinable Parcels  Nonmachinable Parcels

Mailer Information

| 13. Pallets       | a. No. Pallets of Trays | b. No. Pallets of Sacks | c. No. Pallets of Parcels | d. No. Pallets of Bundles | 13e. Non-Palletized Container |
|-------------------|-------------------------|-------------------------|---------------------------|---------------------------|-------------------------------|
| i. 5-Digit        | 1                       |                         |                           |                           | i. No. of Bundles             |
| ii. 5-D Scheme    |                         |                         |                           |                           | ii. No. of Trays              |
| iii. 5-D CR       |                         |                         |                           |                           | iii. No. of Sacks             |
| iv. 5-D Scheme CR |                         |                         |                           |                           | iv. No. of Parcels            |
| v. 3-D            |                         |                         |                           |                           | v. No. of Other (Describe)    |
| vi. All Other     | 1                       |                         |                           |                           |                               |

14. Entry Discounts Claimed:  DDU  DBMC  Mailing Includes Pieces For Delivery Outside Service Area of Entry Office.  
 (Check all that apply)  DSCF  International Service Center (ISC)  DADC  Other (International):

15. Comments - Record SCF/ADC/BMC/ASF designator(s) and ZIP Code(s) from the DMM label list for mailing presented or attach register.  
 SCF 955

16a. Contact at Company Making Drop Ship Appointment (if other than mailer and if known when completing this form) 16b. Telephone

Origin Post Office (Where verified)

17. Origin Post Office™ (City, state, and ZIP+4): Long Beach, CA 90809-9693  
 18. Verified at:  DMU (Mailer's plant)  BMEU or Post Office  
 19. Permit Number: 4020  
 20. Postage Payment Method (Except for Periodicals):  Permit  Stamped  Meter  
 21. Total Pieces: 1785  
 22. Total Weight of Mailing: 26  
 23. Vehicle PVDS Seal Number  
 24. Vehicle ID Number  
 25. Comments: Pallet # 47  
 26a. Name of USPS® Employee Verifying Mail: CLELIZARRAZ  
 26b. Employee's Telephone Number (include area code): (714) 994-6265  
 26c. Signature of Verifying Employee: [Signature]  
 26d. U.S. Post Office (if other than verifying employee)  
 27. Round Stamp (Required): [Stamp: BEACH CA 90809-9693 BMEU-CLE 001 22 2012]

Destination Entry Post Office or Delivery Unit

28. Entry Office (Facility name, address, city, state and ZIP+4® code as found in the Drop Ship Product.):  
**EUREKA**  
 337 W CLARK ST  
 EUREKA, CA 95501-9994  
 Note: Appointments with 100% Periodicals can be presented whenever the destination facility is open and staffed.  
 29a. USPS Receiving Employee Signature  
 29b. USPS Receiving Employee Name  
 30. Date/Time of Arrival  
 31. Date/Time of Departure  
 32. Comments (NOTE: Enter bedload discrepancies as percentages and pallet discrepancies as pallet counts.)  
 33. Load Condition Irregularities (Check all that apply):  
 Broken Pallets  Mailings are not Separated by Form 8125  
 Container Counts do not Match Form 8125  Overweight Pallets  
 Damaged Mail  Pallets Too Tall  
 Improper Mail Makeup  Incorrect Mail Class  
 Load Unsafe  Other (Describe in item 32)  
 Incorrect Appointment Type  
 34. Scan the barcode upon receipt.

United States Postal Service®  
**Plant-Verified Drop Shipment (PVDS)**  
**Verification and Clearance**

|  |                                 |
|--|---------------------------------|
| 1. Requested In-Home Delivery Date<br>(3-day window) | 2. Drop Ship Appointment Number |
|--|---------------------------------|

|   |                   |  |                         |  |                           |   |  |
|---|-------------------|--|-------------------------|--|---------------------------|---|--|
| 3. Mailer Name<br>World Marketing - Los Angeles   |                   | 4. FAST Scheduler ID<br>928315212001   |                         | 5. Mailer Contact Name<br>Deida Castaneda  |                           | 6. Mailer Contact Telephone<br>(Include area code) (714) 994-6245 |  |
| 7. Origin Plant Location (City, state, ZIP+4®)<br>Long Beach, CA 90809-9693   |                   |  |                         | 8. Check One<br><input checked="" type="checkbox"/> Identical-Weight Pieces. Weight of a Single Piece 0.0144 lbs.<br><input type="checkbox"/> Nonidentical-Weight Pieces |                           |   |  |
| 9. Class of Mail<br><input type="checkbox"/> Periodicals <input checked="" type="checkbox"/> Std. Mail<br><input type="checkbox"/> Package Services<br><input type="checkbox"/> International (Specify class) |                   | 10. Product or Publication Title or Names<br>Job 42070AV, ID 42070AV1<br>142070 AV   |                         | 11. Total Gross Weight of Shipment (Verified at origin office)<br>2082   |                           |   |  |
|   |                   | 12. Type of Mail Processing Category (Check all that apply)<br><input checked="" type="checkbox"/> Letters <input checked="" type="checkbox"/> Automation Compatible <input type="checkbox"/> Irregular Parcels<br><input type="checkbox"/> Flats <input type="checkbox"/> Machinable Parcels <input type="checkbox"/> Nonmachinable Parcels |                         |  |                           |   |  |
| 13. Pallets   |                   | a. No. Pallets of Trays<br>5   | b. No. Pallets of Sacks | c. No. Pallets of Parcels  | d. No. Pallets of Bundles | 13e. Non-Palletized Container                                     |  |
| Optional if Pallet Presort is Known   | i. 5-Digit        |  |                         |  |                           | i. No. of Bundles   |  |
|   | ii. 5-D Scheme    |  |                         |  |                           | ii. No. of Trays  |  |
|   | iii. 5-D CR       |  |                         |  |                           | iii. No. of Sacks   |  |
|   | iv. 5-D Scheme CR |  |                         |  |                           | iv. No. of Parcels  |  |
|   | v. 3-D            | 5  |                         |  |                           | v. No. of Other (Describe)  |  |
|   | vi. All Other     |  |                         |  |                           |   |  |

14. Entry Discounts Claimed  DDU  DBMC  Mailing Includes Pieces For Delivery Outside Service Area of Entry Office.  
 (Check all that apply)  DSCF  International Service Center (ISC)  DADC  Other (International):

15. Comments – Record SCF/ADC/BMC/ASF designator(s) and ZIP Code(s) from the DMM label list for mailing presented or attach register.  
 SCF 956

16a. Contact at Company Making Drop Ship Appointment (if other than mailer and if known when completing this form)

16b. Telephone

|  |   |  |  |  |  |
|--|---|--|--|--|--|
| 17. Origin Post Office™ (City, state, and ZIP+4)<br>Long Beach, CA 90809-9693  |   | 26a. Name of USPS® Employee Verifying Mail<br><b>CLELIZARRARAZ</b> |  | 26b. Employee's Telephone Number (Include area code)<br>(714) 994-6265 |  |
| 18. Verified at<br><input checked="" type="checkbox"/> DMU (Mailer's plant) <input type="checkbox"/> BMEU or Post Office |   | 26c. Signature of Verifying Employee<br><b>FILE COPY</b>           |  | 27. Round Stamp (Required)<br>   |  |
| 19. Permit Number<br>4020  | 20. Postage Payment Method (Except for Periodicals)<br><input checked="" type="checkbox"/> Permit <input type="checkbox"/> Stamped <input type="checkbox"/> Meter |  | 26d. USPS Contact Name (if other than verifying employee)<br><b>RVAJ</b> |  |  |
| 21. Total Pieces<br>112965   | 22. Total Weight of Mailing<br>1627   |  |  |  |  |
| 23. Vehicle PVDS Seal Number   | 24. Vehicle ID Number   |  |  |  |  |

25. Comments  
**PALLETS P 36 38 39 37 35**

28. Entry Office (Facility name, address, city, state and ZIP+4® code as found in the Drop Ship Product.)  
**SACRAMENTO**  
 3775 INDUSTRIAL BLVD  
 WEST SACRAMENTO, CA 95799-0199

Note: Appointments with 100% Periodicals can be presented whenever the destination facility is open and staffed.

33. Load Condition Irregularities (Check all that apply)  
 Broken Pallets  Mailings are not Separated by Form 8125  
 Container Counts do not Match Form 8125  Overweight Pallets  
 Damaged Mail  Pallets Too Tall  
 Improper Mail Makeup  Incorrect Mail Class  
 Load Unsafe  Other (Describe in item 32)  
 Incorrect Appointment Type

34. Scan the barcode upon receipt.

|  |                                   |
|--|-----------------------------------|
| 29a. USPS Receiving Employee Signature | 29b. USPS Receiving Employee Name |
| 30. Date/Time of Arrival               | 31. Date/Time of Departure        |

32. Comments (NOTE: Enter bedload discrepancies as percentages and pallet discrepancies as pallet counts.)