

#133625

| <b>Company Detail</b>   |  |
|---|--|
| <b>Company Name</b>   | WORLD MARKETING INC                            |
| <b>Address</b>  | 14407 ALONDRA BLVD<br>LA MIRADA, CA 90638-5504 |
| <b>Contact Name</b>   | ELENA MARTINEZ                                 |
| <b>Phone Number</b>   | (714)994-9236                                  |
| <b>Profit Indicator</b>                                       | P  |
| <b>PS Form 3607R - Mailing Transaction Receipt</b>            |  |
| <b>Account Holder Account Number</b>                          | 29565  |
| <b>Account Holder Permit Number</b>                           | 4020   |
| <b>Account Holder Permit Type</b>                             | PI   |
| <b>Account Holder CRID</b>                                    | 2855012  |
| <b>Post Office where permit held if other permit location</b> |  |
| <b>Cost Center Code</b>                                       |  |
| <b>Mailing Agent Name</b>                                     | WORLD MARKETING INC                            |
| <b>Mailing Agent CRID</b>                                     | 2855012  |
| <b>Mail Owner Name</b>  | JENLAX PARTNERS                                |
| <b>Mail Owner CRID</b>  | 4291086  |
| <b>JOB ID</b>   | 33625Pol                                       |
| <b>Customer Reference ID</b>                                  | Cal Voter Guide - Poll                         |
| <b>CAPS Transaction Number</b>                                | 2012052517550600M1                             |
| <b>Class of Mail</b>  | Standard Mail                                  |
| <b>Processing Category</b>                                    | Letters  |
| <b>Postage Statement ID</b>                                   | 137383086                                      |
| <b>Mailing Group ID</b>                                       | 108150082                                      |
| <b>Mailer's Mailing Date</b>                                  | 05/25/2012                                     |
| <b>Total Pieces</b>   | 200,292 pcs.                                   |
| <b>Weight of a single-piece</b>                               | 0.0138 lbs.                                    |
| <b>Total Weight</b>   | 2,764.0296 lbs.                                |
| <b>Total Number of Containers</b>                             | 579  |
| <b>Total Adjusted Postage</b>                                 | \$ 40,021.21                                   |
| <b>Payment Date and Time</b>                                  | 05/25/2012 15:55                               |
| <b>Payment Transaction Number</b>                             | 201214617550590M1                              |
| <b>Mailer Figures Adjusted?</b>                               | No   |
| <b>Person authorizing adjustment</b>                          |  |
| <b>Name</b>   |  |
| <b>Phone Number</b>   |  |
| <b>Accepted at</b>  | WORLD MARKETING DMU - 90638-5504               |
| <b>Cost Center</b>  | 054482-8557                                    |
| <b>Acceptance Site Mailer ID</b>                              |  |
| <b>Clerk Initials</b>   | CLE  |
| <b>Mail Arrival Date and Time</b>                             | 05/25/2012 15:23                               |

# ORIGINAL DOCUMENT

United States Postal Service®  
**Plant-Verified Drop Shipper (PVDS)**  
**Verification and Clearance**

1. Requested In-Home Delivery Date (3-day window) 05/31/2012 - 06/04/2012  
 2. Drop Ship Appointment Number **112 680 095**

|   |                   |  |                         |  |                           |   |  |
|---|-------------------|--|-------------------------|--|---------------------------|---|--|
| 3. Mailer Name<br>World Marketing - Los Angeles   |                   | 4. FAST Scheduler ID<br>928315212001   |                         | 5. Mailer Contact Name<br>Deida Castaneda  |                           | 6. Mailer Contact Telephone<br>(Include area code) (714) 994-6245 |  |
| 7. Origin Plant Location (City, state, ZIP+4®)<br>Long Beach, CA 90809-9693   |                   |  |                         | 8. Check One<br><input checked="" type="checkbox"/> Identical-Weight Pieces. Weight of a Single Piece 0.0138 lbs.<br><input type="checkbox"/> Nonidentical-Weight Pieces |                           |   |  |
| 9. Class of Mail<br><input type="checkbox"/> Periodicals <input checked="" type="checkbox"/> Std. Mail<br><input type="checkbox"/> Package Services<br><input type="checkbox"/> International (Specify class) |                   | 10. Product or Publication Title or Names<br><br>Job 33625Pol, ID 33625Pol<br>133625 Poll  |                         | 11. Total Gross Weight of Shipment (Verified at origin office)<br>177  |                           |   |  |
|   |                   | 12. Type of Mail Processing Category (Check all that apply)<br><input checked="" type="checkbox"/> Letters <input checked="" type="checkbox"/> Automation Compatible <input type="checkbox"/> Irregular Parcels<br><input type="checkbox"/> Flats <input type="checkbox"/> Machinable Parcels <input type="checkbox"/> Nonmachinable Parcels |                         |  |                           |   |  |
| 13. Pallets   |                   | a. No. Pallets of Trays  | b. No. Pallets of Sacks | c. No. Pallets of Parcels  | d. No. Pallets of Bundles | 13e. Non-Palletized Containers                                    |  |
| Optional if Pallet Presort is Known   | i. 5-Digit        |  |                         |  |                           | i. No. of Bundles   |  |
|   | ii. 5-D Scheme    |  |                         |  |                           | ii. No. of Trays  |  |
|   | iii. 5-D CR       |  |                         |  |                           | iii. No. of Sacks   |  |
|   | iv. 5-D Scheme CR |  |                         |  |                           | iv. No. of Parcels  |  |
|   | v. 3-D            |  |                         |  |                           | v. No. of Other (Describe)  |  |
|   | vi. All Other     | 1  |                         |  |                           |   |  |

14. Entry Discounts Claimed  DDU  DBMC  Mailing Includes Pieces For Delivery Outside Service Area of Entry Office.  
 (Check all that apply)  DSCF  International Service Center (ISC)  DADC  Other (International):

15. Comments – Record SCF/ADC/BMC/ASF designator(s) and ZIP Code(s) from the DMM label list for mailing presented or attach register.  
SCF 900

16a. Contact at Company Making Drop Ship Appointment (if other than mailer and if known when completing this form)

16b. Telephone

|  |   |  |  |  |  |  |
|--|---|--|--|--|--|--|
| 17. Origin Post Office™ (City, state, and ZIP+4)<br>Long Beach, CA 90809-9693  |   | 26a. Name of USPS® Employee Verifying Mail<br><b>C. ELIZARRAZA</b> |  | 26b. Employee's Telephone Number (include area code)<br>(714) 994-6265 |  |  |
| 18. Verified at<br><input checked="" type="checkbox"/> DMU (Mailer's plant) <input type="checkbox"/> BMEU or Post Office |   | 26c. Signature of Verifying Employee<br>                           |  | 27. Round Stamp (Required)<br>   |  |  |
| 19. Permit Number<br>4020  | 20. Postage Payment Method (Except for Periodicals)<br><input checked="" type="checkbox"/> Permit <input type="checkbox"/> Stamped <input type="checkbox"/> Meter |  | 26d. USPS Contact Name (if other than verifying employee)<br><b>King</b> |  |  |  |
| 21. Total Pieces<br>8087   | 22. Total Weight of Mailing<br>112  |  |  |  |  |  |
| 23. Vehicle PVDS Seal Number   | 24. Vehicle ID Number   |  |  |  |  |  |
| 25. Comments   |   |  |  |  |  |  |

|   |  |  |  |                                    |  |
|---|--|--|--|------------------------------------|--|
| 28. Entry Office (Facility name, address, city, state and ZIP+4® code as found in the Drop Ship Product.)<br><b>LOS ANGELES<br/>7001 S CENTRAL AVE<br/>LOS ANGELES, CA 90052-9998</b> |  | 33. Load Condition Irregularities (Check all that apply)<br><input type="checkbox"/> Broken Pallets <input type="checkbox"/> Mailings are not Separated by Form 8125<br><input type="checkbox"/> Container Counts do not Match Form 8125 <input type="checkbox"/> Overweight Pallets<br><input type="checkbox"/> Damaged Mail <input type="checkbox"/> Pallets Too Tall<br><input type="checkbox"/> Improper Mail Makeup <input type="checkbox"/> Incorrect Mail Class<br><input type="checkbox"/> Load Unsafe <input type="checkbox"/> Other (Describe in item 32)<br><input type="checkbox"/> Incorrect Appointment Type |  |                                    |  |
| Note: Appointments with 100% Periodicals can be presented whenever the destination facility is open and staffed.  |  |  |  |                                    |  |
| 29a. USPS Receiving Employee Signature  |  | 29b. USPS Receiving Employee Name  |  | 34. Scan the barcode upon receipt. |  |
| 30. Date/Time of Arrival  |  | 31. Date/Time of Departure   |  |                                    |  |
| 32. Comments (NOTE: Enter bedload discrepancies as percentages and pallet discrepancies as pallet counts.)  |  |  |  |                                    |  |

ORIGINAL

DOCUMENT

United States Postal Service®  
Plant-Verified Drop Shipments (PVS)  
Verification and Clearance

Requested In-Home Delivery Date  
(3-day window)  
05/31/2012 - 06/04/2012

2. Drop Ship Appointment Number  
112 646 947

|  |                   |   |                         |  |                           |  |  |
|--|-------------------|---|-------------------------|--|---------------------------|--|--|
| 3. Mailer Name<br>World Marketing - Los Angeles  |                   | 4. FAST Scheduler ID<br>928315212001  |                         | 5. Mailer Contact Name<br>Deida Castaneda  |                           | 6. Mailer Contact Telephone<br>(Include area code) (714) 994-6245  |  |
| 7. Origin Plant Location (City, state, ZIP+4®)<br>Long Beach, CA 90809-9693  |                   |   |                         | 8. Check One<br><input checked="" type="checkbox"/> Identical-Weight Pieces. Weight of a Single Piece 0.0138 lbs.<br><input type="checkbox"/> Nonidentical-Weight Pieces   |                           |  |  |
| 9. Class of Mail<br><input type="checkbox"/> Periodicals <input checked="" type="checkbox"/> Std. Mail<br><input type="checkbox"/> Package Services<br><input type="checkbox"/> International (Specify class)  |                   | 10. Product or Publication Title or Names<br>Job 33625Pol, ID 33625Pol<br>133625 Poll   |                         | 11. Total Gross Weight of Shipment (Verified at origin office)<br>240  |                           | 12. Type of Mail Processing Category (Check all that apply)<br><input checked="" type="checkbox"/> Letters <input checked="" type="checkbox"/> Automation Compatible <input type="checkbox"/> Irregular Parcels<br><input type="checkbox"/> Flats <input type="checkbox"/> Machinable Parcels <input type="checkbox"/> Nonmachinable Parcels |  |
| 13. Pallets  |                   | a. No. Pallets of Trays<br>1  | b. No. Pallets of Sacks | c. No. Pallets of Parcels  | d. No. Pallets of Bundles | 13e. Non-Palletized Containers   |  |
| Mailer Information<br>Optional if Pallet Presort is Known  | i. 5-Digit        |   |                         |  |                           | i. No. of Bundles  |  |
|  | ii. 5-D Scheme    |   |                         |  |                           | ii. No. of Trays   |  |
|  | iii. 5-D CR       |   |                         |  |                           | iii. No. of Sacks  |  |
|  | iv. 5-D Scheme CR |   |                         |  |                           | iv. No. of Parcels   |  |
|  | v. 3-D            |   |                         |  |                           | v. No. of Other (Describe)   |  |
|  | vi. All Other     | 1   |                         |  |                           |  |  |
| 14. Entry Discounts Claimed<br><input type="checkbox"/> DDU <input type="checkbox"/> DBMC <input type="checkbox"/> Mailing Includes Pieces For Delivery Outside Service Area of Entry Office.<br>(Check all that apply) <input checked="" type="checkbox"/> DSCF <input type="checkbox"/> International Service Center (ISC) <input type="checkbox"/> DADC <input type="checkbox"/> Other (International): |                   |   |                         |  |                           |  |  |
| 15. Comments -- Record SCF/ADC/BMC/ASF designator(s) and ZIP Code(s) from the DMM label list for mailing presented or attach register.<br>SCF 907  |                   |   |                         |  |                           |  |  |
| 16a. Contact at Company Making Drop Ship Appointment (if other than mailer and if known when completing this form)   |                   |   |                         |  |                           | 16b. Telephone   |  |
| 17. Origin Post Office™ (City, state, and ZIP+4)<br>Long Beach, CA 90809-9693  |                   |   |                         | 26a. Name of USPS® Employee Verifying Mail<br>CLEZARRARAZ  |                           | 26b. Employee's Telephone Number (Include area code)<br>(714) 994-6265   |  |
| 18. Verified at<br><input checked="" type="checkbox"/> DMU (Mailer's plant) <input type="checkbox"/> BMEU or Post Office   |                   |   |                         | 26c. Signature of Verifying Employee<br>   |                           | 27. Round Stamp (Required)<br>   |  |
| 19. Permit Number<br>4020  |                   | 20. Postage Payment Method (Except for Periodicals)<br><input checked="" type="checkbox"/> Permit <input type="checkbox"/> Stamped <input type="checkbox"/> Meter |                         | 26d. USPS Contact Name (if other than verifying employee)<br>KITH  |                           |  |  |
| 21. Total Pieces<br>11525  |                   | 22. Total Weight of Mailing<br>159  |                         |  |                           |  |  |
| 23. Vehicle PVDS Seal Number   |                   | 24. Vehicle ID Number   |                         |  |                           |  |  |
| 25. Comments   |                   |   |                         | 33. Load Condition Irregularities (Check all that apply)<br><input type="checkbox"/> Broken Pallets <input type="checkbox"/> Mailings are not Separated by Form 8125<br><input type="checkbox"/> Container Counts do not Match Form 8125 <input type="checkbox"/> Overweight Pallets<br><input type="checkbox"/> Damaged Mail <input type="checkbox"/> Pallets Too Tall<br><input type="checkbox"/> Improper Mail Makeup <input type="checkbox"/> Incorrect Mail Class<br><input type="checkbox"/> Load Unsafe <input type="checkbox"/> Other (Describe in item 32)<br><input type="checkbox"/> Incorrect Appointment Type |                           |  |  |
| 28. Entry Office (Facility name, address, city, state and ZIP+4® code as found in the Drop Ship Product.)<br>LONG BEACH<br>2300 REDONDO AVE<br>LONG BEACH, CA 90809-9998<br>Note: Appointments with 100% Periodicals can be presented whenever the destination facility is open and staffed.   |                   |   |                         | 34. Scan the barcode upon receipt.   |                           |  |  |
| 29a. USPS Receiving Employee Signature   |                   | 29b. USPS Receiving Employee Name   |                         |  |                           |  |  |
| 30. Date/Time of Arrival   |                   | 31. Date/Time of Departure  |                         |  |                           |  |  |
| 32. Comments (NOTE: Enter bedload discrepancies as percentages and pallet discrepancies as pallet counts.)   |                   |   |                         |  |                           |  |  |

# ORIGINAL DOCUMENT

1. Requested In-Home Delivery Date  
 (3-day window)  
 05/31/2012 - 06/04/2012

2. Drop Ship Appointment Number  
 112 680 085

|  |                   |   |                         |  |                           |  |  |
|--|-------------------|---|-------------------------|--|---------------------------|--|--|
| 3. Mailer Name<br>World Marketing - Los Angeles  |                   | 4. FAST Scheduler ID<br>928315212001  |                         | 5. Mailer Contact Name<br>Deida Castaneda  |                           | 6. Mailer Contact Telephone<br>(Include area code) (714) 994-6245      |  |
| 7. Origin Plant Location (City, state, ZIP+4®)<br>Long Beach, CA 90809-9693  |                   |   |                         | 8. Check One<br><input checked="" type="checkbox"/> Identical-Weight Pieces. Weight of a Single Piece 0.0138 lbs.<br><input type="checkbox"/> Nonidentical-Weight Pieces   |                           |  |  |
| 9. Class of Mail<br><input type="checkbox"/> Periodicals <input checked="" type="checkbox"/> Std. Mail<br><input type="checkbox"/> Package Services<br><input type="checkbox"/> International (Specify class)  |                   | 10. Product or Publication Title or Names<br>Job 33625Pol, ID 33625Pol<br>133625 Poll   |                         | 11. Total Gross Weight of Shipment (Verified at origin office)<br>154  |                           |  |  |
| 12. Type of Mail Processing Category (Check all that apply)<br><input checked="" type="checkbox"/> Letters <input checked="" type="checkbox"/> Automation Compatible <input type="checkbox"/> Irregular Parcels<br><input type="checkbox"/> Flats <input type="checkbox"/> Machinable Parcels <input type="checkbox"/> Nonmachinable Parcels   |                   |   |                         |  |                           |  |  |
| 13. Pallets  |                   | a. No. Pallets of Trays<br>1  | b. No. Pallets of Sacks | c. No. Pallets of Parcels  | d. No. Pallets of Bundles | 13e. Non-Palletized Containers   |  |
| Mailer Information<br>Optional if Pallet Presort is Known  | i. 5-Digit        |   |                         |  |                           | i. No. of Bundles  |  |
|  | ii. 5-D Scheme    |   |                         |  |                           | ii. No. of Trays   |  |
|  | iii. 5-D CR       |   |                         |  |                           | iii. No. of Sacks  |  |
|  | iv. 5-D Scheme CR |   |                         |  |                           | iv. No. of Parcels   |  |
|  | v. 3-D            |   |                         |  |                           | v. No. of Other (Describe)   |  |
|  | vi. All Other     |   | 1                       |  |                           |  |  |
| 14. Entry Discounts Claimed<br><input type="checkbox"/> DDU <input type="checkbox"/> DBMC <input type="checkbox"/> Mailing Includes Pieces For Delivery Outside Service Area of Entry Office.<br>(Check all that apply) <input checked="" type="checkbox"/> DSCF <input type="checkbox"/> International Service Center (ISC) <input type="checkbox"/> DADC <input type="checkbox"/> Other (International): |                   |   |                         |  |                           |  |  |
| 15. Comments – Record SCF/ADC/BMC/ASF designator(s) and ZIP Code(s) from the DMM label list for mailing presented or attach register.<br>SCF 910   |                   |   |                         |  |                           |  |  |
| 16a. Contact at Company Making Drop Ship Appointment (if other than mailer and if known when completing this form)   |                   |   |                         |  |                           | 16b. Telephone   |  |
| 17. Origin Post Office™ (City, state, and ZIP+4)<br>Long Beach, CA 90809-9693  |                   |   |                         | 26a. Name of USPS® Employee Verifying Mail<br>C. ELIZARRAZ   |                           | 26b. Employee's Telephone Number (Include area code)<br>(714) 994-6265 |  |
| 18. Verified at<br><input checked="" type="checkbox"/> DMU (Mailer's plant) <input type="checkbox"/> BMEU or Post Office   |                   |   |                         | 26c. Signature of Verifying Employee<br>   |                           | 27. Round Stamp (Required)<br>   |  |
| 19. Permit Number<br>4020  |                   | 20. Postage Payment Method (Except for Periodicals)<br><input checked="" type="checkbox"/> Permit <input type="checkbox"/> Stamped <input type="checkbox"/> Meter |                         | 26d. USPS Contact Name (if other than verifying employee)<br>K. A. J.  |                           |  |  |
| 21. Total Pieces<br>6727   |                   | 22. Total Weight of Mailing<br>93   |                         |  |                           |  |  |
| 23. Vehicle PVDS Seal Number   |                   | 24. Vehicle ID Number   |                         |  |                           |  |  |
| 25. Comments   |                   |   |                         | 33. Load Condition Irregularities (Check all that apply)<br><input type="checkbox"/> Broken Pallets <input type="checkbox"/> Mailings are not Separated by Form 8125<br><input type="checkbox"/> Container Counts do not Match Form 8125 <input type="checkbox"/> Overweight Pallets<br><input type="checkbox"/> Damaged Mail <input type="checkbox"/> Pallets Too Tall<br><input type="checkbox"/> Improper Mail Makeup <input type="checkbox"/> Incorrect Mail Class<br><input type="checkbox"/> Load Unsafe <input type="checkbox"/> Other (Describe in item 32)<br><input type="checkbox"/> Incorrect Appointment Type |                           |  |  |
| 28. Entry Office (Facility name, address, city, state and ZIP+4® code as found in the Drop Ship Product.)<br><b>PASADENA</b><br>600 LINCOLN AVE<br>PASADENA, CA 91109-9997   |                   |   |                         | 34. Scan the barcode upon receipt.   |                           |  |  |
| Note: Appointments with 100% Periodicals can be presented whenever the destination facility is open and staffed.   |                   |   |                         |  |                           |  |  |
| 29a. USPS Receiving Employee Signature   |                   | 29b. USPS Receiving Employee Name   |                         |  |                           |  |  |
| 30. Date/Time of Arrival   |                   | 31. Date/Time of Departure  |                         |  |                           |  |  |
| 32. Comments (NOTE: Enter bedload discrepancies as percentages and pallet discrepancies as pallet counts.)   |                   |   |                         |  |                           |  |  |

United States Postal Service®  
**Plant-Verified Drop Shipment (PVDS)**  
**Verification and Clearance**

**ORIGINAL DOCUMENT**

1. Requested In-Home Delivery Date (3-day window) 05/31/2012 - 06/04/2012  
 2. Drop Ship Appointment Number 112 674 186



|   |                                     |   |  |  |  |  |  |                            |  |
|---|-------------------------------------|---|--|--|--|--|--|----------------------------|--|
| 3. Mailer Name<br>World Marketing - Los Angeles   |                                     | 4. FAST Scheduler ID<br>928315212001  |  | 5. Mailer Contact Name<br>Deida Castaneda  |  | 6. Mailer Contact Telephone<br>(Include area code) (714) 994-6245  |  |                            |  |
| 7. Origin Plant Location (City, state, ZIP+4®)<br>Long Beach, CA 90809-9693   |                                     |   |  | 8. Check One<br><input checked="" type="checkbox"/> Identical-Weight Pieces. Weight of a Single Piece 0.0138 lbs.<br><input type="checkbox"/> Nonidentical-Weight Pieces   |  |  |  |                            |  |
| 9. Class of Mail<br><input type="checkbox"/> Periodicals <input checked="" type="checkbox"/> Std. Mail<br><input type="checkbox"/> Package Services<br><input type="checkbox"/> International (Specify class)   |                                     | 10. Product or Publication Title or Names<br><br>Job 33625Pol, ID 33625Pol<br>133625 Poll   |  | 11. Total Gross Weight of Shipment (Verified at origin office)<br>332  |  | 12. Type of Mail Processing Category (Check all that apply)<br><input checked="" type="checkbox"/> Letters <input checked="" type="checkbox"/> Automation Compatible <input type="checkbox"/> Irregular Parcels<br><input type="checkbox"/> Flats <input type="checkbox"/> Machinable Parcels <input type="checkbox"/> Nonmachinable Parcels |  |                            |  |
| 13. Pallets   |                                     | a. No. Pallets of Trays 2   |  | b. No. Pallets of Sacks  |  | c. No. Pallets of Parcels  |  |                            |  |
|   |                                     |   |  |  |  | d. No. Pallets of Bundles  |  |                            |  |
| 13e. Non-Palletized Containers  |                                     |   |  |  |  |  |  |                            |  |
| Mailer Information  | Optional if Pallet Presort is Known | i. 5-Digit  |  |  |  | i. No. of Bundles  |  |                            |  |
|   |                                     | ii. 5-D Scheme  |  |  |  | ii. No. of Trays   |  |                            |  |
|   |                                     | iii. 5-D CR   |  |  |  | iii. No. of Sacks  |  |                            |  |
|   |                                     | iv. 5-D Scheme CR   |  |  |  | iv. No. of Parcels   |  |                            |  |
|   |                                     | v. 3-D  |  | 1  |  |  |  | v. No. of Other (Describe) |  |
|   |                                     | vi. All Other   |  | 1  |  |  |  |                            |  |
| 14. Entry Discounts Claimed <input type="checkbox"/> DDU <input type="checkbox"/> DBMC <input type="checkbox"/> Mailing Includes Pieces For Delivery Outside Service Area of Entry Office.<br>(Check all that apply) <input checked="" type="checkbox"/> DSCF <input type="checkbox"/> International Service Center (ISC) <input type="checkbox"/> DADC <input type="checkbox"/> Other (International): |                                     |   |  |  |  |  |  |                            |  |
| 15. Comments -- Record SCF/ADC/BMC/ASF designator(s) and ZIP Code(s) from the DMM label list for mailing presented or attach register.<br>SCF 913   |                                     |   |  |  |  |  |  |                            |  |
| 16a. Contact at Company Making Drop Ship Appointment (if other than mailer and if known when completing this form)  |                                     |   |  |  |  | 16b. Telephone   |  |                            |  |
| 17. Origin Post Office™ (City, state, and ZIP+4)<br>Long Beach, CA 90809-9693   |                                     |   |  | 26a. Name of USPS® Employee Verifying Mail<br><i>W. ELIZARRAZA</i>   |  | 26b. Employee's Telephone Number (Include area code)<br>(714) 994-6265   |  |                            |  |
| 18. Verified at<br><input checked="" type="checkbox"/> DMU (Mailer's plant) <input type="checkbox"/> BMEU or Post Office  |                                     |   |  | 26c. Signature of Verifying Employee<br><i>[Signature]</i>   |  | 27. Round Stamp (Required)<br>   |  |                            |  |
| 19. Permit Number<br>4020   |                                     | 20. Postage Payment Method (Except for Periodicals)<br><input checked="" type="checkbox"/> Permit <input type="checkbox"/> Stamped <input type="checkbox"/> Meter |  | 26d. USPS Contact Name (if other than verifying employee)<br><i>[Signature]</i>  |  |  |  |                            |  |
| 21. Total Pieces<br>15348   |                                     | 22. Total Weight of Mailing<br>212  |  |  |  |  |  |                            |  |
| 23. Vehicle PVDS Seal Number  |                                     | 24. Vehicle ID Number   |  |  |  |  |  |                            |  |
| 25. Comments  |                                     |   |  | 33. Load Condition Irregularities (Check all that apply)<br><input type="checkbox"/> Broken Pallets <input type="checkbox"/> Mailings are not Separated by Form 8125<br><input type="checkbox"/> Container Counts do not Match Form 8125 <input type="checkbox"/> Overweight Pallets<br><input type="checkbox"/> Damaged Mail <input type="checkbox"/> Pallets Too Tall<br><input type="checkbox"/> Improper Mail Makeup <input type="checkbox"/> Incorrect Mail Class<br><input type="checkbox"/> Load Unsafe <input type="checkbox"/> Other (Describe in item 32)<br><input type="checkbox"/> Incorrect Appointment Type |  |  |  |                            |  |
| 28. Entry Office (Facility name, address, city, state and ZIP+4® code as found in the Drop Ship Product.)<br><br>SANTA CLARITA<br>28201 FRANKLIN PKWY<br>SANTA CLARITA, CA 91383-9997<br><br>Note: Appointments with 100% Periodicals can be presented whenever the destination facility is open and staffed.   |                                     |   |  | 34. Scan the barcode upon receipt.   |  |  |  |                            |  |
| 29a. USPS Receiving Employee Signature  |                                     | 29b. USPS Receiving Employee Name   |  |  |  |  |  |                            |  |
| 30. Date/Time of Arrival  |                                     | 31. Date/Time of Departure  |  |  |  |  |  |                            |  |
| 32. Comments (NOTE: Enter bedload discrepancies as percentages and pallet discrepancies as pallet counts.)  |                                     |   |  |  |  |  |  |                            |  |

# ORIGINAL DOCUMENT

United States Postal Service®  
**Plant-Verified Drop Shipments (PVDS)**  
**Verification and Clearance**

1. Requested In-Home Delivery Date (3-day window) **05/31/2012 - 06/04/2012**  
 2. Drop Ship Appointment Number **112 680 092**

|   |                   |   |                         |  |                           |  |  |
|---|-------------------|---|-------------------------|--|---------------------------|--|--|
| 3. Mailer Name<br>World Marketing - Los Angeles   |                   | 4. FAST Scheduler ID<br>928315212001  |                         | 5. Mailer Contact Name<br>Deida Castaneda  |                           | 6. Mailer Contact Telephone<br>(Include area code) (714) 994-6245  |  |
| 7. Origin Plant Location (City, state, ZIP+4®)<br>Long Beach, CA 90809-9693   |                   |   |                         | 8. Check One<br><input checked="" type="checkbox"/> Identical-Weight Pieces. Weight of a Single Piece 0.0138 lbs.<br><input type="checkbox"/> Nonidentical-Weight Pieces |                           |  |  |
| 9. Class of Mail<br><input type="checkbox"/> Periodicals <input checked="" type="checkbox"/> Std. Mail<br><input type="checkbox"/> Package Services<br><input type="checkbox"/> International (Specify class)   |                   | 10. Product or Publication Title or Names<br><br>Job 33625Pol, ID 33625Pol<br>133625 Poll |                         | 11. Total Gross Weight of Shipment (Verified at origin office)<br>287  |                           | 12. Type of Mail Processing Category (Check all that apply)<br><input checked="" type="checkbox"/> Letters <input checked="" type="checkbox"/> Automation Compatible <input type="checkbox"/> Irregular Parcels<br><input type="checkbox"/> Flats <input type="checkbox"/> Machinable Parcels <input type="checkbox"/> Nonmachinable Parcels |  |
| 13. Pallets   |                   | a. No. Pallets of Trays   | b. No. Pallets of Sacks | c. No. Pallets of Parcels  | d. No. Pallets of Bundles | 13e. Non-Palletized Containers   |  |
| Optional if Pallet Presort is Known   | i. 5-Digit        |   |                         |  |                           | i. No. of Bundles  |  |
|   | ii. 5-D Scheme    |   |                         |  |                           | ii. No. of Trays   |  |
|   | iii. 5-D CR       |   |                         |  |                           | iii. No. of Sacks  |  |
|   | iv. 5-D Scheme CR |   |                         |  |                           | iv. No. of Parcels   |  |
|   | v. 3-D            | 1   |                         |  |                           | v. No. of Other (Describe)   |  |
|   | vi. All Other     | 1   |                         |  |                           |  |  |
| 14. Entry Discounts Claimed <input type="checkbox"/> DDU <input type="checkbox"/> DBMC <input type="checkbox"/> Mailing Includes Pieces For Delivery Outside Service Area of Entry Office.<br>(Check all that apply) <input checked="" type="checkbox"/> DSCF <input type="checkbox"/> International Service Center (ISC) <input type="checkbox"/> DADC <input type="checkbox"/> Other (International): |                   |   |                         |  |                           |  |  |
| 15. Comments - Record SCF/ADC/BMC/ASF designator(s) and ZIP Code(s) from the DMM label list for mailing presented or attach register.<br>SCF 917  |                   |   |                         |  |                           |  |  |
| 16a. Contact at Company Making Drop Ship Appointment (if other than mailer and if known when completing this form)  |                   |   |                         |  |                           | 16b. Telephone   |  |

|  |  |   |  |   |  |
|--|--|---|--|---|--|
| 17. Origin Post Office™ (City, state, and ZIP+4)<br>Long Beach, CA 90809-9693  |  | 26a. Name of USPS® Employee Verifying Mail<br><b>CLIZARDARA</b>   |  | 26b. Employee's Telephone Number (Include area code)<br>(714) 994-6265  |  |
| 18. Verified at<br><input checked="" type="checkbox"/> DMU (Mailer's plant) <input type="checkbox"/> BMEU or Post Office |  | 26c. Signature of Verifying Employee<br>                                      |  | 27. Round Stamp (Required)<br> |  |
| 19. Permit Number<br>4020  |  | 20. Postage Payment Method (Except for Periodicals)<br><input checked="" type="checkbox"/> Permit <input type="checkbox"/> Stamped <input type="checkbox"/> Meter |  | 26d. USPS Contact Name (if other than verifying employee)<br><b>Rita</b>  |  |
| 21. Total Pieces<br>13387  |  | 22. Total Weight of Mailing<br>185  |  |   |  |
| 23. Vehicle PVDS Seal Number   |  | 24. Vehicle ID Number   |  |   |  |
| 25. Comments   |  |   |  |   |  |

|   |  |  |  |                                    |  |
|---|--|--|--|------------------------------------|--|
| 28. Entry Office (Facility name, address, city, state and ZIP+4® code as found in the Drop Ship Product.)<br><br><b>INDUSTRY<br/>15421 E GALE AVE<br/>CITY OF INDUSTRY, CA 91715-9998</b> |  | 33. Load Condition Irregularities (Check all that apply)<br><input type="checkbox"/> Broken Pallets <input type="checkbox"/> Mailings are not Separated by Form 8125<br><input type="checkbox"/> Container Counts do not Match Form 8125 <input type="checkbox"/> Overweight Pallets<br><input type="checkbox"/> Damaged Mail <input type="checkbox"/> Pallets Too Tall<br><input type="checkbox"/> Improper Mail Makeup <input type="checkbox"/> Incorrect Mail Class<br><input type="checkbox"/> Load Unsafe <input type="checkbox"/> Other (Describe in item 32)<br><input type="checkbox"/> Incorrect Appointment Type |  |                                    |  |
| Note: Appointments with 100% Periodicals can be presented whenever the destination facility is open and staffed.  |  |  |  |                                    |  |
| 29a. USPS Receiving Employee Signature  |  | 29b. USPS Receiving Employee Name  |  | 34. Scan the barcode upon receipt. |  |
| 30. Date/Time of Arrival  |  | 31. Date/Time of Departure   |  |                                    |  |
| 32. Comments (NOTE: Enter bedload discrepancies as percentages and pallet discrepancies as pallet counts.)  |  |  |  |                                    |  |

# ORIGINAL DOCUMENT

United States Postal Service®  
**Plant-Verified Drop Ship Product (PVDS)**  
**Verification and Clearance**

1. Requested In-Home Delivery Date (3-day window) 05/31/2012 - 06/04/2012  
 2. Drop Ship Appointment Number **H2 647 217**

|   |                   |   |   |  |  |   |                            |
|---|-------------------|---|---|--|--|---|----------------------------|
| 3. Mailer Name<br>World Marketing - Los Angeles   |                   | 4. FAST Scheduler ID<br>928315212001  |   | 5. Mailer Contact Name<br>Deida Castaneda  |  | 6. Mailer Contact Telephone (Include area code)<br>(714) 994-6245         |                            |
| 7. Origin Plant Location (City, state, ZIP+4®)<br>Long Beach, CA 90809-9693   |                   |   |   | 8. Check One<br><input checked="" type="checkbox"/> Identical-Weight Pieces. Weight of a Single Piece 0.0138 lbs.<br><input type="checkbox"/> Nonidentical-Weight Pieces   |  |   |                            |
| 9. Class of Mail<br><input type="checkbox"/> Periodicals <input checked="" type="checkbox"/> Std. Mail<br><input type="checkbox"/> Package Services<br><input type="checkbox"/> International (Specify class)   |                   | 10. Product or Publication Title or Names<br>Job 33625Pol, ID 33625Pol<br>133625 Poll |   | 11. Total Gross Weight of Shipment (Verified at origin office)<br>554  |  |   |                            |
| 12. Type of Mail Processing Category (Check all that apply)<br><input checked="" type="checkbox"/> Letters <input checked="" type="checkbox"/> Automation Compatible <input type="checkbox"/> Irregular Parcels<br><input type="checkbox"/> Flats <input type="checkbox"/> Machinable Parcels <input type="checkbox"/> Nonmachinable Parcels  |                   |   |   |  |  |   |                            |
| 13. Pallets   |                   | a. No. Pallets of Trays<br>3  |   | b. No. Pallets of Sacks  |  | c. No. Pallets of Parcels   |                            |
| d. No. Pallets of Bundles   |                   | 13e. Non-Palletized Containers  |   |  |  |   |                            |
| Mailer Information  | i. 5-Digit        |   |   |  |  |   | i. No. of Bundles          |
|   | ii. 5-D Scheme    |   |   |  |  |   | ii. No. of Trays           |
|   | iii. 5-D CR       |   |   |  |  |   | iii. No. of Sacks          |
|   | iv. 5-D Scheme CR |   |   |  |  |   | iv. No. of Parcels         |
|   | v. 3-D            |   | 2 |  |  |   | v. No. of Other (Describe) |
|   | vi. All Other     |   | 1 |  |  |   |                            |
| 14. Entry Discounts Claimed <input type="checkbox"/> DDU <input type="checkbox"/> DBMC <input type="checkbox"/> Mailing Includes Pieces For Delivery Outside Service Area of Entry Office.<br>(Check all that apply) <input checked="" type="checkbox"/> DSCF <input type="checkbox"/> International Service Center (ISC) <input type="checkbox"/> DADC <input type="checkbox"/> Other (International): |                   |   |   |  |  |   |                            |
| 15. Comments - Record SCF/ADC/BMC/ASF designator(s) and ZIP Code(s) from the DMM label list for mailing presented or attach register.<br>SCF 920  |                   |   |   |  |  |   |                            |
| 16a. Contact at Company Making Drop Ship Appointment (if other than mailer and if known when completing this form)  |                   |   |   |  |  | 16b. Telephone  |                            |
| 17. Origin Post Office™ (City, state, and ZIP+4)<br>Long Beach, CA 90809-9693   |                   |   |   | 25a. Name of USPS® Employee Verifying Mail<br><b>C. ELIZARRAZ</b>  |  | 25b. Employee's Telephone Number (Include area code)<br>(714) 994-6265    |                            |
|   |                   |   |   | 25c. Signature of Verifying Employee<br>   |  | 27. Round Stamp (Required)<br>  |                            |
| 18. Verified at<br><input checked="" type="checkbox"/> DMU (Mailer's plant) <input type="checkbox"/> BMEU or Post Office  |                   | 19. Permit Number<br>4020   |   | 20. Postage Payment Method (Except for Periodicals)<br><input checked="" type="checkbox"/> Permit <input type="checkbox"/> Stamped <input type="checkbox"/> Meter  |  | 26d. USPS Contact Name (if other than verifying employee)<br><b>R. H.</b> |                            |
| 21. Total Pieces<br>26915   |                   | 22. Total Weight of Mailing<br>371  |   | 23. Vehicle PVDS Seal Number   |  | 24. Vehicle ID Number   |                            |
| 25. Comments  |                   |   |   | 33. Load Condition Irregularities (Check all that apply)   |  |   |                            |
|   |                   |   |   | <input type="checkbox"/> Broken Pallets <input type="checkbox"/> Mailings are not Separated by Form 8125<br><input type="checkbox"/> Container Counts do not Match Form 8125 <input type="checkbox"/> Overweight Pallets<br><input type="checkbox"/> Damaged Mail <input type="checkbox"/> Pallets Too Tall<br><input type="checkbox"/> Improper Mail Makeup <input type="checkbox"/> Incorrect Mail Class<br><input type="checkbox"/> Load Unsafe <input type="checkbox"/> Other (Describe in item 32)<br><input type="checkbox"/> Incorrect Appointment Type |  |   |                            |
| 28. Entry Office (Facility name, address, city, state and ZIP+4® code as found in the Drop Ship Product.)<br><b>SAN DIEGO<br/>11251 RANCHO CARMEL DR<br/>SAN DIEGO, CA 92199-9992</b>   |                   |   |   | 34. Scan the barcode upon receipt.   |  |   |                            |
| 29a. USPS Receiving Employee Signature  |                   | 29b. USPS Receiving Employee Name   |   | 30. Date/Time of Arrival   |  | 31. Date/Time of Departure  |                            |
| 32. Comments (NOTE: Enter bedload discrepancies as percentages and pallet discrepancies as pallet counts.)  |                   |   |   |  |  |   |                            |

# ORIGINAL DOCUMENT

|   |   |
|---|---|
| 1. Requested In-Home Delivery Date<br>(3-day window)<br>05/31/2012 - 06/04/2012 | 2. Drop Ship Appointment Number<br><b>112 674 252</b> |
|---|---|

|   |                                     |   |                         |  |                           |  |  |
|---|-------------------------------------|---|-------------------------|--|---------------------------|--|--|
| 3. Mailer Name<br>World Marketing - Los Angeles   |                                     | 4. FAST Scheduler ID<br>928315212001  |                         | 5. Mailer Contact Name<br>Deida Castaneda  |                           | 6. Mailer Contact Telephone<br>(Include area code) (714) 994-6245  |  |
| 7. Origin Plant Location (City, state, ZIP+4®)<br>Long Beach, CA 90809-9693   |                                     |   |                         | 8. Check One<br><input checked="" type="checkbox"/> Identical-Weight Pieces. Weight of a Single Piece 0.0138 lbs.<br><input type="checkbox"/> Nonidentical-Weight Pieces   |                           |  |  |
| 9. Class of Mail<br><input type="checkbox"/> Periodicals <input checked="" type="checkbox"/> Std. Mail<br><input type="checkbox"/> Package Services<br><input type="checkbox"/> International (Specify class)   |                                     | 10. Product or Publication Title or Names<br>Job 33625Pol, ID 33625Pol<br>133625 Pol  |                         | 11. Total Gross Weight of Shipment (Verified at origin office)<br>435  |                           | 12. Type of Mail Processing Category (Check all that apply)<br><input checked="" type="checkbox"/> Letters <input checked="" type="checkbox"/> Automation Compatible <input type="checkbox"/> Irregular Parcels<br><input type="checkbox"/> Flats <input type="checkbox"/> Machinable Parcels <input type="checkbox"/> Nonmachinable Parcels |  |
| 13. Pallets   |                                     | a. No. Pallets of Trays<br>3  | b. No. Pallets of Sacks | c. No. Pallets of Parcels  | d. No. Pallets of Bundles | 13e. Non-Palletized Containers   |  |
| Mailer Information  | Optional if Pallet Presort is Known | i. 5-Digit  |                         |  |                           | i. No. of Bundles  |  |
|   |                                     | ii. 5-D Scheme  |                         |  |                           | ii. No. of Trays   |  |
|   |                                     | iii. 5-D CR   |                         |  |                           | iii. No. of Sacks  |  |
|   |                                     | iv. 5-D Scheme CR   |                         |  |                           | iv. No. of Parcels   |  |
|   |                                     | v. 3-D  | 2                       |  |                           | v. No. of Other (Describe)   |  |
|   |                                     | vi. All Other   | 1                       |  |                           |  |  |
| 14. Entry Discounts Claimed <input type="checkbox"/> DDU <input type="checkbox"/> DBMC <input type="checkbox"/> Mailing Includes Pieces For Delivery Outside Service Area of Entry Office.<br>(Check all that apply) <input checked="" type="checkbox"/> DSCF <input type="checkbox"/> International Service Center (ISC) <input type="checkbox"/> DADC <input type="checkbox"/> Other (International): |                                     |   |                         |  |                           |  |  |
| 15. Comments - Record SCF/ADC/BMC/ASF designator(s) and ZIP Code(s) from the DMM label list for mailing presented or attach register.<br>SCF 923  |                                     |   |                         |  |                           |  |  |
| 16a. Contact at Company Making Drop Ship Appointment (if other than mailer and if known when completing this form)  |                                     |   |                         |  |                           | 16b. Telephone   |  |
| 17. Origin Post Office™ (City, state, and ZIP+4)<br>Long Beach, CA 90809-9693   |                                     |   |                         | 26a. Name of USPS® Employee Verifying Mail<br><b>C. ELIZARRAZ</b>  |                           | 26b. Employee's Telephone Number (Include area code)<br>(714) 994-6265   |  |
| 18. Verified at<br><input checked="" type="checkbox"/> DMU (Mailer's plant) <input type="checkbox"/> BMEU or Post Office  |                                     |   |                         | 26c. Signature of Verifying Employee<br>   |                           | 27. Round Stamp (Required)<br>   |  |
| 19. Permit Number<br>4020   |                                     | 20. Postage Payment Method (Except for Periodicals)<br><input checked="" type="checkbox"/> Permit <input type="checkbox"/> Stamped <input type="checkbox"/> Meter |                         | 26d. USPS Contact Name (if other than verifying employee)<br><b>R. H.</b>  |                           |  |  |
| 21. Total Pieces<br>20006   |                                     | 22. Total Weight of Mailing<br>276  |                         |  |                           |  |  |
| 23. Vehicle PVDS Seal Number  |                                     | 24. Vehicle ID Number   |                         |  |                           |  |  |
| 25. Comments  |                                     |   |                         | 33. Load Condition Irregularities (Check all that apply)<br><input type="checkbox"/> Broken Pallets <input type="checkbox"/> Mailings are not Separated by Form 8125<br><input type="checkbox"/> Container Counts do not Match Form 8125 <input type="checkbox"/> Overweight Pallets<br><input type="checkbox"/> Damaged Mail <input type="checkbox"/> Pallets Too Tall<br><input type="checkbox"/> Improper Mail Makeup <input type="checkbox"/> Incorrect Mail Class<br><input type="checkbox"/> Load Unsafe <input type="checkbox"/> Other (Describe in item 32)<br><input type="checkbox"/> Incorrect Appointment Type |                           |  |  |
| 28. Entry Office (Facility name, address, city, state and ZIP+4® code as found in the Drop Ship Product.)<br><b>SAN BERNARDINO<br/>1900 W REDLANDS BLVD<br/>SAN BERNARDINO, CA 92403-9996</b>   |                                     |   |                         | 34. Scan the barcode upon receipt.   |                           |  |  |
| Note: Appointments with 100% Periodicals can be presented whenever the destination facility is open and staffed.  |                                     |   |                         |  |                           |  |  |
| 29a. USPS Receiving Employee Signature  |                                     | 29b. USPS Receiving Employee Name   |                         |  |                           |  |  |
| 30. Date/Time of Arrival  |                                     | 31. Date/Time of Departure  |                         |  |                           |  |  |
| 32. Comments (NOTE: Enter bedload discrepancies as percentages and pallet discrepancies as pallet counts.)  |                                     |   |                         |  |                           |  |  |



ORIGINAL

DOCUMENT

United States Postal Service®  
Plant-Verified Drop Shipment  
Verification and Clearance

1. Requested In-Home Delivery Date  
(day window)  
05/31/2012 - 06/04/2012

2. Drop Ship Appointment Number  
712 679 825

|  |                   |   |                         |  |                           |  |  |
|--|-------------------|---|-------------------------|--|---------------------------|--|--|
| 3. Mailer Name<br>World Marketing - Los Angeles  |                   | 4. FAST Scheduler ID<br>928315212001  |                         | 5. Mailer Contact Name<br>Deida Castaneda  |                           | 6. Mailer Contact Telephone<br>(Include area code) (714) 994-6245  |  |
| 7. Origin Plant Location (City, state, ZIP+4®)<br>Long Beach, CA 90809-9693  |                   |   |                         | 8. Check One<br><input checked="" type="checkbox"/> Identical-Weight Pieces. Weight of a Single Piece 0.0138 lbs.<br><input type="checkbox"/> Nonidentical-Weight Pieces   |                           |  |  |
| 9. Class of Mail<br><input type="checkbox"/> Periodicals <input checked="" type="checkbox"/> Std. Mail<br><input type="checkbox"/> Package Services<br><input type="checkbox"/> International (Specify class)  |                   | 10. Product or Publication Title or Names<br>Job 33625Pol, ID 33625Pol<br>133625 Poll   |                         | 11. Total Gross Weight of Shipment (Verified at origin office)<br>249  |                           | 12. Type of Mail Processing Category (Check all that apply)<br><input checked="" type="checkbox"/> Letters <input checked="" type="checkbox"/> Automation Compatible <input type="checkbox"/> Irregular Parcels<br><input type="checkbox"/> Flats <input type="checkbox"/> Machinable Parcels <input type="checkbox"/> Nonmachinable Parcels |  |
| 13. Pallets  |                   | a. No. Pallets of Trays<br>2  | b. No. Pallets of Sacks | c. No. Pallets of Parcels  | d. No. Pallets of Bundles | 13e. Non-Palletized Containers   |  |
| Mailer Information<br>Optional if Pallet Presort is Known  | i. 5-Digit        |   |                         |  |                           | i. No. of Bundles  |  |
|  | ii. 5-D Scheme    |   |                         |  |                           | ii. No. of Trays   |  |
|  | iii. 5-D CR       |   |                         |  |                           | iii. No. of Sacks  |  |
|  | iv. 5-D Scheme CR |   |                         |  |                           | iv. No. of Parcels   |  |
|  | v. 3-D            | 1   |                         |  |                           | v. No. of Other (Describe)   |  |
|  | vi. All Other     | 1   |                         |  |                           |  |  |
| 14. Entry Discounts Claimed<br>(Check all that apply) <input type="checkbox"/> DDU <input type="checkbox"/> DBMC <input type="checkbox"/> Mailing includes Pieces For Delivery Outside Service Area of Entry Office.<br><input checked="" type="checkbox"/> DSCF <input type="checkbox"/> International Service Center (ISC) <input type="checkbox"/> DADC <input type="checkbox"/> Other (International): |                   |   |                         |  |                           |  |  |
| 15. Comments - Record SCF/ADC/BMC/ASF designator(s) and ZIP Code(s) from the DMM label list for mailing presented or attach register.<br>SCF 926   |                   |   |                         |  |                           |  |  |
| 16a. Contact at Company Making Drop Ship Appointment (if other than mailer and if known when completing this form)   |                   |   |                         |  |                           | 16b. Telephone   |  |
| 17. Origin Post Office™ (City, state, and ZIP+4)<br>Long Beach, CA 90809-9693  |                   |   |                         | 26a. Name of USPS® Employee Verifying Mail<br>CL ELIZABETH   |                           | 26b. Employee's Telephone Number (Include area code)<br>(714) 994-6265   |  |
| 18. Verified at<br><input checked="" type="checkbox"/> DMU (Mailer's plant) <input type="checkbox"/> BMEU or Post Office   |                   |   |                         | 26c. Signature of Verifying Employee<br>[Signature]  |                           | 27. Round Stamp (Required)<br>   |  |
| 19. Permit Number<br>4020  |                   | 20. Postage Payment Method (Except for Periodicals)<br><input checked="" type="checkbox"/> Permit <input type="checkbox"/> Stamped <input type="checkbox"/> Meter |                         | 26d. USPS Contact Name (if other than verifying employee)<br>KITTY   |                           |  |  |
| 21. Total Pieces<br>10799  |                   | 22. Total Weight of Mailing<br>149  |                         |  |                           |  |  |
| 23. Vehicle PVDS Seal Number   |                   | 24. Vehicle ID Number   |                         |  |                           |  |  |
| 25. Comments   |                   |   |                         | 33. Load Condition Irregularities (Check all that apply)<br><input type="checkbox"/> Broken Pallets <input type="checkbox"/> Mailings are not Separated by Form 8125<br><input type="checkbox"/> Container Counts do not Match Form 8125 <input type="checkbox"/> Overweight Pallets<br><input type="checkbox"/> Damaged Mail <input type="checkbox"/> Pallets Too Tall<br><input type="checkbox"/> Improper Mail Makeup <input type="checkbox"/> Incorrect Mail Class<br><input type="checkbox"/> Load Unsafe <input type="checkbox"/> Other (Describe in item 32)<br><input type="checkbox"/> Incorrect Appointment Type |                           |  |  |
| 28. Entry Office (Facility name, address, city, state and ZIP+4® code as found in the Drop Ship Product.)<br>SANTA ANA<br>3101 W SUNFLOWER AVE<br>SANTA ANA, CA 92799-0101<br>Note: Appointments with 100% Periodicals can be presented whenever the destination facility is open and staffed.   |                   |   |                         | 34. Scan the barcode upon receipt.   |                           |  |  |
| 29a. USPS Receiving Employee Signature   |                   | 29b. USPS Receiving Employee Name   |                         |  |                           |  |  |
| 30. Date/Time of Arrival   |                   | 31. Date/Time of Departure  |                         |  |                           |  |  |
| 32. Comments (NOTE: Enter bedload discrepancies as percentages and pallet discrepancies as pallet counts.)   |                   |   |                         |  |                           |  |  |

United States Postal Service®  
**Plant-Verified Drop Shipment (PVDS)**  
**Verification and Clearance**

# ORIGINAL DOCUMENT

1. Requested In-Home-Delivery Date (3-day window) 05/31/2012 - 06/04/2012  
 2. Drop Ship Appointment Number 112 679 819

|   |                   |  |                         |  |                           |  |  |
|---|-------------------|--|-------------------------|--|---------------------------|--|--|
| 3. Mailer Name<br>World Marketing - Los Angeles   |                   | 4. FAST Scheduler ID<br>928315212001   |                         | 5. Mailer Contact Name<br>Deida Castaneda  |                           | 6. Mailer Contact Telephone (Include area code)<br>(714) 994-6245  |  |
| 7. Origin Plant Location (City, state, ZIP+4®)<br>Long Beach, CA 90809-9693   |                   |  |                         | 8. Check One<br><input checked="" type="checkbox"/> Identical-Weight Pieces. Weight of a Single Piece 0.0138 lbs.<br><input type="checkbox"/> Nonidentical-Weight Pieces |                           |  |  |
| 9. Class of Mail<br><input type="checkbox"/> Periodicals <input checked="" type="checkbox"/> Std. Mail<br><input type="checkbox"/> Package Services<br><input type="checkbox"/> International (Specify class) |                   | 10. Product or Publication Title or Names<br>Job 33625Pol, ID 33625Pol<br>133625 Pol |                         | 11. Total Gross Weight of Shipment (Verified at origin office)<br>176  |                           | 12. Type of Mail Processing Category (Check all that apply)<br><input checked="" type="checkbox"/> Letters <input checked="" type="checkbox"/> Automation Compatible <input type="checkbox"/> Irregular Parcels<br><input type="checkbox"/> Flats <input type="checkbox"/> Machinable Parcels <input type="checkbox"/> Nonmachinable Parcels |  |
| 13. Pallets   |                   | a. No. Pallets of Trays<br>1   | b. No. Pallets of Sacks | c. No. Pallets of Parcels  | d. No. Pallets of Bundles | 13e. Non-Palletized Containers   |  |
| Optional if Pallet Presort is Known   | i. 5-Digit        |  |                         |  |                           | i. No. of Bundles  |  |
|   | ii. 5-D Scheme    |  |                         |  |                           | ii. No. of Trays   |  |
|   | iii. 5-D CR       |  |                         |  |                           | iii. No. of Sacks  |  |
|   | iv. 5-D Scheme CR |  |                         |  |                           | iv. No. of Parcels   |  |
|   | v. 3-D            | 1  |                         |  |                           | v. No. of Other (Describe)   |  |
|   | vi. All Other     |  |                         |  |                           |  |  |

14. Entry Discounts Claimed  DDU  DBMC  Mailing Includes Pieces For Delivery Outside Service Area of Entry Office.  
 (Check all that apply)  DSCF  International Service Center (ISC)  DADC  Other (International):  
 15. Comments - Record SCF/ADC/BMC/ASF designator(s) and ZIP Code(s) from the DMM label list for mailing presented or attach register.  
 SCF 928

16a. Contact at Company Making Drop Ship Appointment (if other than mailer and if known when completing this form)  
 16b. Telephone

|  |   |   |  |  |  |
|--|---|---|--|--|--|
| 17. Origin Post Office™ (City, state, and ZIP+4)<br>Long Beach, CA 90809-9693  |   | 26a. Name of USPS® Employee Verifying Mail<br><b>CLEVERA REARAZ</b> |  | 26b. Employee's Telephone Number (Include area code)<br>(714) 994-6265 |  |
| 18. Verified at<br><input checked="" type="checkbox"/> DMU (Mailer's plant) <input type="checkbox"/> BMEU or Post Office |   | 26c. Signature of Verifying Employee<br>                            |  | 27. Round Stamp (Required)<br>   |  |
| 19. Permit Number<br>4020  | 20. Postage Payment Method (Except for Periodicals)<br><input checked="" type="checkbox"/> Permit <input type="checkbox"/> Stamped <input type="checkbox"/> Meter |   | 26d. USPS Contact Name (if other than verifying employee)<br><b>RATY</b>   |  |  |
| 21. Total Pieces<br>7899   | 22. Total Weight of Mailing<br>109  |   |  |  |  |
| 23. Vehicle PVDS Seal Number   | 24. Vehicle ID Number   |   |  |  |  |
| 25. Comments   |   |   | 33. Load Condition Irregularities (Check all that apply)<br><input type="checkbox"/> Broken Pallets <input type="checkbox"/> Mailings are not Separated by Form 8125<br><input type="checkbox"/> Container Counts do not Match Form 8125 <input type="checkbox"/> Overweight Pallets<br><input type="checkbox"/> Damaged Mail <input type="checkbox"/> Pallets Too Tall<br><input type="checkbox"/> Improper Mail Makeup <input type="checkbox"/> Incorrect Mail Class<br><input type="checkbox"/> Load Unsafe <input type="checkbox"/> Other (Describe in item 32)<br><input type="checkbox"/> Incorrect Appointment Type |  |  |

|  |                                   |                                    |  |
|--|-----------------------------------|------------------------------------|--|
| 28. Entry Office (Facility name, address, city, state and ZIP+4® code as found in the Drop Ship Product.)<br><b>ANAHEIM</b><br>5335 E LA PALMA AVE<br>ANAHEIM, CA 92899-9998 |                                   | 34. Scan the barcode upon receipt. |  |
| Note: Appointments with 100% Periodicals can be presented whenever the destination facility is open and staffed.   |                                   |                                    |  |
| 29a. USPS Receiving Employee Signature   | 29b. USPS Receiving Employee Name |                                    |  |
| 30. Date/Time of Arrival   | 31. Date/Time of Departure        |                                    |  |
| 32. Comments (NOTE: Enter bedload discrepancies as percentages and pallet discrepancies as pallet counts.)   |                                   |                                    |  |

# ORIGINAL DOCUMENT

United States Postal Service®  
**Plant-Verified Drop Shipment (PVDS)**  
**Verification and Clearance**

1. Requested In-Home Delivery Date (3-day window)  
 05/31/2012 - 06/04/2012

2. Drop Ship Appointment Number  
 112 674 284

|  |                   |   |   |  |  |  |                            |
|--|-------------------|---|---|--|--|--|----------------------------|
| 3. Mailer Name<br>World Marketing - Los Angeles  |                   | 4. FAST Scheduler ID<br>928315212001  |   | 5. Mailer Contact Name<br>Deida Castaneda  |  | 6. Mailer Contact Telephone<br>(Include area code) (714) 994-6245  |                            |
| 7. Origin Plant Location (City, state, ZIP+4®)<br>Long Beach, CA 90809-9693  |                   |   |   | 8. Check One<br><input checked="" type="checkbox"/> Identical-Weight Pieces. Weight of a Single Piece 0.0138 lbs.<br><input type="checkbox"/> Nonidentical-Weight Pieces |  |  |                            |
| 9. Class of Mail<br><input type="checkbox"/> Periodicals <input checked="" type="checkbox"/> Std. Mail<br><input type="checkbox"/> Package Services<br><input type="checkbox"/> International (Specify class)  |                   | 10. Product or Publication Title or Names<br><br>Job 33625Pol, ID 33625Pol<br>133625 Poll |   | 11. Total Gross Weight of Shipment (Verified at origin office)<br>198  |  | 12. Type of Mail Processing Category (Check all that apply)<br><input checked="" type="checkbox"/> Letters <input checked="" type="checkbox"/> Automation Compatible <input type="checkbox"/> Irregular Parcels<br><input type="checkbox"/> Flats <input type="checkbox"/> Machinable Parcels <input type="checkbox"/> Nonmachinable Parcels |                            |
| 13. Pallets  |                   | a. No. Pallets of Trays<br>1  |   | b. No. Pallets of Sacks  |  | c. No. Pallets of Parcels  |                            |
| d. No. Pallets of Bundles  |                   | 13e. Non-Palletized Containers  |   |  |  |  |                            |
| Optional if Pallet Presort is Known  | i. 5-Digit        |   |   |  |  |  | i. No. of Bundles          |
|  | ii. 5-D Scheme    |   |   |  |  |  | ii. No. of Trays           |
|  | iii. 5-D CR       |   |   |  |  |  | iii. No. of Sacks          |
|  | iv. 5-D Scheme CR |   |   |  |  |  | iv. No. of Parcels         |
|  | v. 3-D            |   |   |  |  |  | v. No. of Other (Describe) |
|  | vi. All Other     |   | 1 |  |  |  |                            |
| 14. Entry Discounts Claimed<br><input type="checkbox"/> DDU <input type="checkbox"/> DBMC <input type="checkbox"/> Mailing Includes Pieces For Delivery Outside Service Area of Entry Office.<br>(Check all that apply) <input checked="" type="checkbox"/> DSCF <input type="checkbox"/> International Service Center (ISC) <input type="checkbox"/> DADC <input type="checkbox"/> Other (International): |                   |   |   |  |  |  |                            |
| 15. Comments -- Record SCF/ADC/BMC/ASF designator(s) and ZIP Code(s) from the DMM label list for mailing presented or attach register.<br>SCF 931  |                   |   |   |  |  |  |                            |
| 16a. Contact at Company Making Drop Ship Appointment (if other than mailer and if known when completing this form)   |                   |   |   |  |  | 16b. Telephone   |                            |

|  |  |   |  |  |  |
|--|--|---|--|--|--|
| 17. Origin Post Office™ (City, state, and ZIP+4)<br>Long Beach, CA 90809-9693  |  | 26a. Name of USPS® Employee Verifying Mail<br><b>CELIZARRAZ</b>   |  | 26b. Employee's Telephone Number (Include area code)<br>(714) 994-6265   |  |
| 18. Verified at<br><input checked="" type="checkbox"/> DMU (Mailer's plant) <input type="checkbox"/> BMEU or Post Office |  | 26c. Signature of Verifying Employee<br>  |  | 27. Round Stamp (Required)<br>   |  |
| 19. Permit Number<br>4020  |  | 20. Postage Payment Method (Except for Periodicals)<br><input checked="" type="checkbox"/> Permit <input type="checkbox"/> Stamped <input type="checkbox"/> Meter |  | 26d. USPS Contact Name (if other than verifying employee)<br><b>RUTH</b> |  |
| 21. Total Pieces<br>9625   |  | 22. Total Weight of Mailing<br>133  |  |  |  |
| 23. Vehicle PVDS Seal Number   |  | 24. Vehicle ID Number   |  |  |  |
| 25. Comments   |  |   |  |  |  |

|   |  |  |  |  |  |
|---|--|--|--|--|--|
| 28. Entry Office (Facility name, address, city, state and ZIP+4® code as found in the Drop Ship Product.)<br><br><b>SANTA BARBARA<br/>400 STORKE RD<br/>GOLETA, CA 93199-9997</b> |  | 33. Load Condition Irregularities (Check all that apply)<br><input type="checkbox"/> Broken Pallets <input type="checkbox"/> Mailings are not Separated by Form 8125<br><input type="checkbox"/> Container Counts do not Match Form 8125 <input type="checkbox"/> Overweight Pallets<br><input type="checkbox"/> Damaged Mail <input type="checkbox"/> Pallets Too Tall<br><input type="checkbox"/> Improper Mail Makeup <input type="checkbox"/> Incorrect Mail Class<br><input type="checkbox"/> Load Unsafe <input type="checkbox"/> Other (Describe in item 32)<br><input type="checkbox"/> Incorrect Appointment Type |  |  |  |
| 34. Scan the barcode upon receipt.  |  |  |  |  |  |
| 29a. USPS Receiving Employee Signature  |  | 29b. USPS Receiving Employee Name  |  |  |  |
| 30. Date/Time of Arrival  |  | 31. Date/Time of Departure   |  |  |  |
| 32. Comments (NOTE: Enter bedload discrepancies as percentages and pallet discrepancies as pallet counts.)  |  |  |  |  |  |

# ORIGINAL DOCUMENT

1. Requested In-Home Delivery Date  
 (3-day window)  
 05/31/2012 - 06/04/2012

2. Drop Ship Appointment Number  
 H2 674 345

|  |  |   |   |  |  |  |  |                            |
|--|--|---|---|--|--|--|--|----------------------------|
| 3. Mailer Name<br>World Marketing - Los Angeles  |  | 4. FAST Scheduler ID<br>928315212001  |   | 5. Mailer Contact Name<br>Deida Castaneda  |  | 6. Mailer Contact Telephone<br>(Include area code) (714) 994-6245  |  |                            |
| 7. Origin Plant Location (City, state, ZIP+4®)<br>Long Beach, CA 90809-9693  |  |   |   | 8. Check One<br><input checked="" type="checkbox"/> Identical-Weight Pieces. Weight of a Single Piece 0.0138 lbs.<br><input type="checkbox"/> Nonidentical-Weight Pieces |  |  |  |                            |
| 9. Class of Mail<br><input type="checkbox"/> Periodicals <input checked="" type="checkbox"/> Std. Mail<br><input type="checkbox"/> Package Services<br><input type="checkbox"/> International (Specify class)  |  | 10. Product or Publication Title or Names<br>Job 33625Pol; ID 33625Pol<br>133625 Poll |   | 11. Total Gross Weight of Shipment (Verified at origin office)<br>192  |  | 12. Type of Mail Processing Category (Check all that apply)<br><input checked="" type="checkbox"/> Letters <input checked="" type="checkbox"/> Automation Compatible <input type="checkbox"/> Irregular Parcels<br><input type="checkbox"/> Flats <input type="checkbox"/> Machinable Parcels <input type="checkbox"/> Nonmachinable Parcels |  |                            |
| Mailer Information   | 13. Pallets  |   | a. No. Pallets of Trays<br>1  | b. No. Pallets of Sacks  | c. No. Pallets of Parcels  | d. No. Pallets of Bundles  | 13e. Non-Palletized Containers   |                            |
|  | Optional if Pallet Presort is Known  | i. 5-Digit  |   |  |  |  |  | i. No. of Bundles          |
|  |  | ii. 5-D Scheme  |   |  |  |  |  | ii. No. of Trays           |
|  |  | iii. 5-D CR   |   |  |  |  |  | iii. No. of Sacks          |
|  |  | iv. 5-D Scheme CR   |   |  |  |  |  | iv. No. of Parcels         |
|  |  | v. 3-D  |   |  |  |  |  | v. No. of Other (Describe) |
|  |  | vi. All Other   |   | 1  |  |  |  |                            |
| 14. Entry Discounts Claimed<br><input type="checkbox"/> DDU <input type="checkbox"/> DBMC <input type="checkbox"/> Mailing Includes Pieces For Delivery Outside Service Area of Entry Office.<br>(Check all that apply) <input checked="" type="checkbox"/> DSCF <input type="checkbox"/> International Service Center (ISC) <input type="checkbox"/> DADC <input type="checkbox"/> Other (International): |  |   |   |  |  |  |  |                            |
| 15. Comments – Record SCF/ADC/BMC/ASF designator(s) and ZIP Code(s) from the DMM label list for mailing presented or attach register.<br>SCF 932   |  |   |   |  |  |  |  |                            |
| 16a. Contact at Company Making Drop Ship Appointment (if other than mailer and if known when completing this form)   |  |   |   |  |  | 16b. Telephone   |  |                            |
| Origin Post Office (Where verified)  | 17. Origin Post Office™ (City, state, and ZIP+4)<br>Long Beach, CA 90809-9693  |   |   |  | 26a. Name of USPS® Employee Verifying Mail<br><b>C. ELIZARRAZA</b>   |  | 26b. Employee's Telephone Number (Include area code)<br>(714) 994-6265 |                            |
|  | 18. Verified at<br><input checked="" type="checkbox"/> DMU (Mailer's plant) <input type="checkbox"/> BMEU or Post Office   |   |   |  | 26c. Signature of Verifying Employee<br>   |  | 27. Round Stamp (Required)<br>   |                            |
|  | 19. Permit Number<br>4020  |   | 20. Postage Payment Method (Except for Periodicals)<br><input checked="" type="checkbox"/> Permit <input type="checkbox"/> Stamped <input type="checkbox"/> Meter |  | 26d. USPS Contact Name (if other than verifying employee)<br><b>R. H.</b>  |  |  |                            |
|  | 21. Total Pieces<br>9207   |   | 22. Total Weight of Mailing<br>127  |  |  |  |  |                            |
|  | 23. Vehicle PVDS Seal Number   |   | 24. Vehicle ID Number   |  |  |  |  |                            |
|  | 25. Comments   |   |   |  | 33. Load Condition Irregularities (Check all that apply)<br><input type="checkbox"/> Broken Pallets <input type="checkbox"/> Mailings are not Separated by Form 8125<br><input type="checkbox"/> Container Counts do not Match Form 8125 <input type="checkbox"/> Overweight Pallets<br><input type="checkbox"/> Damaged Mail <input type="checkbox"/> Pallets Too Tall<br><input type="checkbox"/> Improper Mail Makeup <input type="checkbox"/> Incorrect Mail Class<br><input type="checkbox"/> Load Unsafe <input type="checkbox"/> Other (Describe in item 32)<br><input type="checkbox"/> Incorrect Appointment Type |  |  |                            |
|  | 28. Entry Office (Facility name, address, city, state and ZIP+4® code as found in the Drop Ship Product.)<br><b>BAKERSFIELD<br/>3400 PEGASUS DR<br/>BAKERSFIELD, CA 93380-9000</b> |   |   |  | 34. Scan the barcode upon receipt.   |  |  |                            |
| Destination Entry Post Office or Delivery Unit   | 29a. USPS Receiving Employee Signature   |   | 29b. USPS Receiving Employee Name   |  |  |  |  |                            |
|  | 30. Date/Time of Arrival   |   | 31. Date/Time of Departure  |  |  |  |  |                            |
|  | 32. Comments (NOTE: Enter bedload discrepancies as percentages and pallet discrepancies as pallet counts.)   |   |   |  |  |  |  |                            |



# ORIGINAL DOCUMENT

United States Postal Service®  
**Plant-Verified Drop Shipment**  
**Verification and Clearance**

Requested In-Home Delivery Date (day window)  
 05/31/2012 - 06/04/2012

2. Drop Ship Appointment Number  
 H2 674 362

|  |                   |  |                         |  |                           |  |  |
|--|-------------------|--|-------------------------|--|---------------------------|--|--|
| 3. Mailer Name<br>World Marketing - Los Angeles  |                   | 4. FAST Scheduler ID<br>928315212001   |                         | 5. Mailer Contact Name<br>Deida Castaneda  |                           | 6. Mailer Contact Telephone<br>(Include area code) (714) 994-6245  |  |
| 7. Origin Plant Location (City, state, ZIP+4®)<br>Long Beach, CA 90809-9693  |                   |  |                         | 8. Check One<br><input checked="" type="checkbox"/> Identical-Weight Pieces. Weight of a Single Piece 0.0138 lbs.<br><input type="checkbox"/> Nonidentical-Weight Pieces |                           |  |  |
| 9. Class of Mail<br><input type="checkbox"/> Periodicals <input checked="" type="checkbox"/> Std. Mail<br><input type="checkbox"/> Package Services<br><input type="checkbox"/> International (Specify class)  |                   | 10. Product or Publication Title or Names<br><br>Job 33625Pol., ID 33625Pol<br>133625 Poll |                         | 11. Total Gross Weight of Shipment (Verified at origin office)<br>158  |                           | 12. Type of Mail Processing Category (Check all that apply)<br><input checked="" type="checkbox"/> Letters <input checked="" type="checkbox"/> Automation Compatible <input type="checkbox"/> Irregular Parcels<br><input type="checkbox"/> Flats <input type="checkbox"/> Machinable Parcels <input type="checkbox"/> Nonmachinable Parcels |  |
| 13. Pallets  |                   | a. No. Pallets of Trays  | b. No. Pallets of Sacks | c. No. Pallets of Parcels  | d. No. Pallets of Bundles | 13e. Non-Palletized Containers   |  |
| Optional if Pallet Presort is Known  | i. 5-Digit        |  |                         |  |                           | i. No. of Bundles  |  |
|  | ii. 5-D Scheme    |  |                         |  |                           | ii. No. of Trays   |  |
|  | iii. 5-D CR       |  |                         |  |                           | iii. No. of Sacks  |  |
|  | iv. 5-D Scheme CR |  |                         |  |                           | iv. No. of Parcels   |  |
|  | v. 3-D            |  |                         |  |                           | v. No. of Other (Describe)   |  |
|  | vi. All Other     |  | 1                       |  |                           |  |  |
| 14. Entry Discounts Claimed<br><input type="checkbox"/> DDU <input type="checkbox"/> DBMC <input type="checkbox"/> Mailing Includes Pieces For Delivery Outside Service Area of Entry Office.<br>(Check all that apply) <input checked="" type="checkbox"/> DSCF <input type="checkbox"/> International Service Center (ISC) <input type="checkbox"/> DADC <input type="checkbox"/> Other (International): |                   |  |                         |  |                           |  |  |
| 15. Comments -- Record SCF/ADC/BMC/ASF designator(s) and ZIP Code(s) from the DMM label list for mailing presented or attach register.<br>SCF 936  |                   |  |                         |  |                           |  |  |
| 16a. Contact at Company Making Drop Ship Appointment (if other than mailer and if known when completing this form)   |                   |  |                         |  |                           | 16b. Telephone   |  |

|  |   |  |  |   |  |
|--|---|--|--|---|--|
| 17. Origin Post Office™ (City, state, and ZIP+4)<br>Long Beach, CA 90809-9693  |   | 26a. Name of USPS® Employee Verifying Mail<br><b>CELESTARRAPAZ</b>   |  | 26b. Employee's Telephone Number (include area code)<br>(714) 994-6265  |  |
| 18. Verified at<br><input checked="" type="checkbox"/> DMU (Mailer's plant) <input type="checkbox"/> BMEU or Post Office |   | 26c. Signature of Verifying Employee<br> |  | 27. Round Stamp (Required)<br> |  |
| 19. Permit Number<br>4020  | 20. Postage Payment Method (Except for Periodicals)<br><input checked="" type="checkbox"/> Permit <input type="checkbox"/> Stamped <input type="checkbox"/> Meter |  | 26d. USPS Contact Name (if other than verifying employee)<br><b>King</b>   |   |  |
| 21. Total Pieces<br>7499   | 22. Total Weight of Mailing<br>103  |  |  |   |  |
| 23. Vehicle PVDS Seal Number   | 24. Vehicle ID Number   |  |  |   |  |
| 25. Comments   |   |  | 33. Load Condition Irregularities (Check all that apply)<br><input type="checkbox"/> Broken Pallets <input type="checkbox"/> Mailings are not Separated by Form 8125<br><input type="checkbox"/> Container Counts do not Match Form 8125 <input type="checkbox"/> Overweight Pallets<br><input type="checkbox"/> Damaged Mail <input type="checkbox"/> Pallets Too Tall<br><input type="checkbox"/> Improper Mail Makeup <input type="checkbox"/> Incorrect Mail Class<br><input type="checkbox"/> Load Unsafe <input type="checkbox"/> Other (Describe in item 32)<br><input type="checkbox"/> Incorrect Appointment Type |   |  |

|  |                                   |                                    |  |
|--|-----------------------------------|------------------------------------|--|
| 28. Entry Office (Facility name, address, city, state and ZIP+4® code as found in the Drop Ship Product.)<br><br><b>FRESNO<br/>1900 E ST<br/>FRESNO, CA 93706-8000</b> |                                   | 34. Scan the barcode upon receipt. |  |
| Note: Appointments with 100% Periodicals can be presented whenever the destination facility is open and staffed.   |                                   |                                    |  |
| 29a. USPS Receiving Employee Signature   | 29b. USPS Receiving Employee Name |                                    |  |
| 30. Date/Time of Arrival   | 31. Date/Time of Departure        |                                    |  |
| 32. Comments (NOTE: Enter bedload discrepancies as percentages and pallet discrepancies as pallet counts.)   |                                   |                                    |  |

# ORIGINAL

## United States Postal Service® Plant-Verified Drop Shipment (PVDS) Verification and Clearance

# DOCUMENT

1. Requested In-Home Delivery Date  
(3-day window)  
05/31/2012 - 06/04/20122. Drop Ship Appointment Number  
#12 635 285

|  |                   |  |                         |  |                           |  |  |
|--|-------------------|--|-------------------------|--|---------------------------|--|--|
| 3. Mailer Name<br>World Marketing - Los Angeles  |                   | 4. FAST Scheduler ID<br>928315212001   |                         | 5. Mailer Contact Name<br>Deida Castaneda  |                           | 6. Mailer Contact Telephone<br>(Include area code) (714) 994-6245      |  |
| 7. Origin Plant Location (City, state, ZIP+4®)<br>Long Beach, CA 90809-9693  |                   |  |                         | 8. Check One<br><input checked="" type="checkbox"/> Identical-Weight Pieces. Weight of a Single Piece 0.0138 lbs.<br><input type="checkbox"/> Nonidentical-Weight Pieces   |                           |  |  |
| 9. Class of Mail<br><input type="checkbox"/> Periodicals <input checked="" type="checkbox"/> Std. Mail<br><input type="checkbox"/> Package Services<br><input type="checkbox"/> International (Specify class)  |                   | 10. Product or Publication Title or Names<br>Job 33625Pol, ID 33625Pol<br>133625 Poll  |                         | 11. Total Gross Weight of Shipment (Verified at origin office)<br>131  |                           |  |  |
|  |                   | 12. Type of Mail Processing Category (Check all that apply)<br><input checked="" type="checkbox"/> Letters <input checked="" type="checkbox"/> Automation Compatible <input type="checkbox"/> Irregular Parcels<br><input type="checkbox"/> Flats <input type="checkbox"/> Machinable Parcels <input type="checkbox"/> Nonmachinable Parcels |                         |  |                           |  |  |
| 13. Pallets  |                   | a. No. Pallets of Trays<br>1   | b. No. Pallets of Sacks | c. No. Pallets of Parcels  | d. No. Pallets of Bundles | 13e. Non-Palletized Containers   |  |
| Mailer Information<br>Optional if Pallet Presort is Known  | i. 5-Digit        |  |                         |  |                           | i. No. of Bundles  |  |
|  | ii. 5-D Scheme    |  |                         |  |                           | ii. No. of Trays   |  |
|  | iii. 5-D CR       |  |                         |  |                           | iii. No. of Sacks  |  |
|  | iv. 5-D Scheme CR |  |                         |  |                           | iv. No. of Parcels   |  |
|  | v. 3-D            |  |                         |  |                           | v. No. of Other (Describe)   |  |
|  | vi. All Other     |  | 1                       |  |                           |  |  |
| 14. Entry Discounts Claimed<br><input type="checkbox"/> DDU <input type="checkbox"/> DBMC <input type="checkbox"/> Mailing Includes Pieces For Delivery Outside Service Area of Entry Office.<br>(Check all that apply) <input checked="" type="checkbox"/> DSCF <input type="checkbox"/> International Service Center (ISC) <input type="checkbox"/> DADC <input type="checkbox"/> Other (International): |                   |  |                         |  |                           |  |  |
| 15. Comments - Record SCF/ADC/BMC/ASF designator(s) and ZIP Code(s) from the DMM label list for mailing presented or attach register.<br>SCF 950   |                   |  |                         |  |                           |  |  |
| 16a. Contact at Company Making Drop Ship Appointment (if other than mailer and if known when completing this form)   |                   |  |                         |  |                           | 16b. Telephone   |  |
| 17. Origin Post Office™ (City, state, and ZIP+4)<br>Long Beach, CA 90809-9693  |                   |  |                         | 26a. Name of USPS® Employee Verifying Mail<br>C. CARRAZA   |                           | 26b. Employee's Telephone Number (Include area code)<br>(714) 994-6265 |  |
| 18. Verified at<br><input checked="" type="checkbox"/> DMU (Mailer's plant) <input type="checkbox"/> BMEU or Post Office   |                   |  |                         | 26c. Signature of Verifying Employee<br>   |                           | 27. Round Stamp (Required)<br>   |  |
| 19. Permit Number<br>4020  |                   | 20. Postage Payment Method (Except for Periodicals)<br><input checked="" type="checkbox"/> Permit <input type="checkbox"/> Stamped <input type="checkbox"/> Meter  |                         | 26d. USPS Contact Name (if other than verifying employee)<br>A. HAY  |                           |  |  |
| 21. Total Pieces<br>4955   |                   | 22. Total Weight of Mailing<br>68  |                         |  |                           |  |  |
| 23. Vehicle PVDS Seal Number   |                   | 24. Vehicle ID Number  |                         |  |                           |  |  |
| 25. Comments   |                   |  |                         | 33. Load Condition Irregularities (Check all that apply)<br><input type="checkbox"/> Broken Pallets <input type="checkbox"/> Mailings are not Separated by Form 8125<br><input type="checkbox"/> Container Counts do not Match Form 8125 <input type="checkbox"/> Overweight Pallets<br><input type="checkbox"/> Damaged Mail <input type="checkbox"/> Pallets Too Tall<br><input type="checkbox"/> Improper Mail Makeup <input type="checkbox"/> Incorrect Mail Class<br><input type="checkbox"/> Load Unsafe <input type="checkbox"/> Other (Describe in item 32)<br><input type="checkbox"/> Incorrect Appointment Type |                           |  |  |
| 28. Entry Office (Facility name, address, city, state and ZIP+4® code as found in the Drop Ship Product.)<br><b>SAN JOSE</b><br>1750 LUNDY AVE<br>SAN JOSE, CA 95101-9998<br>Note: Appointments with 100% Periodicals can be presented whenever the destination facility is open and staffed.  |                   |  |                         | 34. Scan the barcode upon receipt.   |                           |  |  |
| 29a. USPS Receiving Employee Signature   |                   | 29b. USPS Receiving Employee Name  |                         |  |                           |  |  |
| 30. Date/Time of Arrival   |                   | 31. Date/Time of Departure   |                         |  |                           |  |  |
| 32. Comments (NOTE: Enter bedload discrepancies as percentages and pallet discrepancies as pallet counts.)   |                   |  |                         |  |                           |  |  |

# ORIGINAL

# DOCUMENT

United States Postal Service®  
Plant-Verified Drop Shipper  
Verification and Clearance

1. Requested In-Home Delivery Date  
(3-day window)  
05/31/2012 - 06/04/2012

2. Drop Ship Appointment Number  
112 678 119

|  |                   |   |                         |  |                           |  |  |
|--|-------------------|---|-------------------------|--|---------------------------|--|--|
| 3. Mailer Name<br>World Marketing - Los Angeles  |                   | 4. FAST Scheduler ID<br>928315212001  |                         | 5. Mailer Contact Name<br>Deida Castaneda  |                           | 6. Mailer Contact Telephone<br>(Include area code) (714) 994-6245  |  |
| 7. Origin Plant Location (City, state, ZIP+4®)<br>Long Beach, CA 90809-9693  |                   |   |                         | 8. Check One<br><input checked="" type="checkbox"/> Identical-Weight Pieces. Weight of a Single Piece 0.0138 lbs.<br><input type="checkbox"/> Nonidentical-Weight Pieces   |                           |  |  |
| 9. Class of Mail<br><input type="checkbox"/> Periodicals <input checked="" type="checkbox"/> Std. Mail<br><input type="checkbox"/> Package Services<br><input type="checkbox"/> International (Specify class)  |                   | 10. Product or Publication Title or Names<br>Job 33625Pol, ID 33625Pol<br>133625 Poll   |                         | 11. Total Gross Weight of Shipment (Verified at origin office)<br>54   |                           | 12. Type of Mail Processing Category (Check all that apply)<br><input checked="" type="checkbox"/> Letters <input checked="" type="checkbox"/> Automation Compatible <input type="checkbox"/> Irregular Parcels<br><input type="checkbox"/> Flats <input type="checkbox"/> Machinable Parcels <input type="checkbox"/> Nonmachinable Parcels |  |
| 13. Pallets  |                   | a. No. Pallets of Trays<br>1  | b. No. Pallets of Sacks | c. No. Pallets of Parcels  | d. No. Pallets of Bundles | 13e. Non-Palletized Containers   |  |
| Mailer Information<br>Optional if Pallet Presort is Known  | i. 5-Digit        |   |                         |  |                           | i. No. of Bundles  |  |
|  | ii. 5-D Scheme    |   |                         |  |                           | ii. No. of Trays   |  |
|  | iii. 5-D CR       |   |                         |  |                           | iii. No. of Sacks  |  |
|  | iv. 5-D Scheme CR |   |                         |  |                           | iv. No. of Parcels   |  |
|  | v. 3-D            |   |                         |  |                           | v. No. of Other (Describe)   |  |
|  | vi. All Other     |   | 1                       |  |                           |  |  |
| 14. Entry Discounts Claimed<br><input type="checkbox"/> DDU <input type="checkbox"/> DBMC <input type="checkbox"/> Mailing Includes Pieces For Delivery Outside Service Area of Entry Office.<br>(Check all that apply) <input checked="" type="checkbox"/> DSCF <input type="checkbox"/> International Service Center (ISC) <input type="checkbox"/> DADC <input type="checkbox"/> Other (International): |                   |   |                         |  |                           |  |  |
| 15. Comments - Record SCF/ADC/BMC/ASF designator(s) and ZIP Code(s) from the DMM label list for mailing presented or attach register.<br>SCF 940   |                   |   |                         |  |                           |  |  |
| 16a. Contact at Company Making Drop Ship Appointment (if other than mailer and if known when completing this form)   |                   |   |                         |  |                           | 16b. Telephone   |  |
| 17. Origin Post Office™ (City, state, and ZIP+4)<br>Long Beach, CA 90809-9693  |                   |   |                         | 26a. Name of USPS® Employee Verifying Mail<br>CLIZAPADAZ   |                           | 26b. Employee's Telephone Number (Include area code)<br>(714) 994-6265   |  |
| 18. Verified at<br><input checked="" type="checkbox"/> DMU (Mailer's plant) <input type="checkbox"/> BMEU or Post Office   |                   |   |                         | 26c. Signature of Verifying Employee<br>   |                           | 27. Round Stamp (Required)<br>   |  |
| 19. Permit Number<br>4020  |                   | 20. Postage Payment Method (Except for Periodicals)<br><input checked="" type="checkbox"/> Permit <input type="checkbox"/> Stamped <input type="checkbox"/> Meter |                         | 26d. USPS Contact Name (if other than verifying employee)<br>K. H.   |                           |  |  |
| 21. Total Pieces<br>1538   |                   | 22. Total Weight of Mailing<br>21   |                         |  |                           |  |  |
| 23. Vehicle PVDS Seal Number   |                   | 24. Vehicle ID Number   |                         |  |                           |  |  |
| 25. Comments   |                   |   |                         | 33. Load Condition Irregularities (Check all that apply)<br><input type="checkbox"/> Broken Pallets <input type="checkbox"/> Mailings are not Separated by Form 8125<br><input type="checkbox"/> Container Counts do not Match Form 8125 <input type="checkbox"/> Overweight Pallets<br><input type="checkbox"/> Damaged Mail <input type="checkbox"/> Pallets Too Tall<br><input type="checkbox"/> Improper Mail Makeup <input type="checkbox"/> Incorrect Mail Class<br><input type="checkbox"/> Load Unsafe <input type="checkbox"/> Other (Describe in item 32)<br><input type="checkbox"/> Incorrect Appointment Type |                           |  |  |
| 28. Entry Office (Facility name, address, city, state and ZIP+4® code as found in the Drop Ship Product.)<br><b>SAN FRANCISCO</b><br>1300 EVANS AVE<br>SAN FRANCISCO, CA 94124-1769<br><br>Note: Appointments with 100% Periodicals can be presented whenever the destination facility is open and staffed.  |                   |   |                         | 34. Scan the barcode upon receipt.   |                           |  |  |
| 29a. USPS Receiving Employee Signature   |                   | 29b. USPS Receiving Employee Name   |                         |  |                           |  |  |
| 30. Date/Time of Arrival   |                   | 31. Date/Time of Departure  |                         |  |                           |  |  |
| 32. Comments (NOTE: Enter bedload discrepancies as percentages and pallet discrepancies as pallet counts.)   |                   |   |                         |  |                           |  |  |

# ORIGINAL DOCUMENT

1. Requested In-Home Delivery Date  
 (3-day window)  
 05/31/2012 - 06/04/2012

2. Drop Ship Appointment Number  
 112 678325

|   |                   |   |                         |  |                           |  |  |
|---|-------------------|---|-------------------------|--|---------------------------|--|--|
| 3. Mailer Name<br>World Marketing - Los Angeles   |                   | 4. FAST Scheduler ID<br>928315212001  |                         | 5. Mailer Contact Name<br>Deida Castaneda  |                           | 6. Mailer Contact Telephone<br>(Include area code) (714) 994-6245  |  |
| 7. Origin Plant Location (City, state, ZIP+4®)<br>Long Beach, CA 90809-9693   |                   |   |                         | 8. Check One<br><input checked="" type="checkbox"/> Identical-Weight Pieces. Weight of a Single Piece 0.0138 lbs.<br><input type="checkbox"/> Nonidentical-Weight Pieces   |                           |  |  |
| 9. Class of Mail<br><input type="checkbox"/> Periodicals <input checked="" type="checkbox"/> Std. Mail<br><input type="checkbox"/> Package Services<br><input type="checkbox"/> International (Specify class)   |                   | 10. Product or Publication Title or Names<br><br>Job 33625Pol, ID 33625Pol<br>133625 Poll   |                         | 11. Total Gross Weight of Shipment (Verified at origin office)<br>526  |                           | 12. Type of Mail Processing Category (Check all that apply)<br><input checked="" type="checkbox"/> Letters <input checked="" type="checkbox"/> Automation Compatible <input type="checkbox"/> Irregular Parcels<br><input type="checkbox"/> Flats <input type="checkbox"/> Machinable Parcels <input type="checkbox"/> Nonmachinable Parcels |  |
| 13. Pallets   |                   | a. No. Pallets of Trays   | b. No. Pallets of Sacks | c. No. Pallets of Parcels  | d. No. Pallets of Bundles | 13e. Non-Palletized Containers   |  |
| Mailer Information<br><br>Optional if Pallet Presort is Known   | i. 5-Digit        |   |                         |  |                           | i. No. of Bundles  |  |
|   | ii. 5-D Scheme    |   |                         |  |                           | ii. No. of Trays   |  |
|   | iii. 5-D CR       |   |                         |  |                           | iii. No. of Sacks  |  |
|   | iv. 5-D Scheme CR |   |                         |  |                           | iv. No. of Parcels   |  |
|   | v. 3-D            | 1   |                         |  |                           | v. No. of Other (Describe)   |  |
|   | vi. All Other     | 1   |                         |  |                           |  |  |
| 14. Entry Discounts Claimed <input type="checkbox"/> DDU <input type="checkbox"/> DBMC <input type="checkbox"/> Mailing Includes Pieces For Delivery Outside Service Area of Entry Office.<br>(Check all that apply) <input checked="" type="checkbox"/> DSCF <input type="checkbox"/> International Service Center (ISC) <input type="checkbox"/> DADC <input type="checkbox"/> Other (International): |                   |   |                         |  |                           |  |  |
| 15. Comments - Record SCF/ADC/BMC/ASF designator(s) and ZIP Code(s) from the DMM label list for mailing presented or attach register.<br>SCF 956  |                   |   |                         |  |                           |  |  |
| 16a. Contact at Company Making Drop Ship Appointment (if other than mailer and if known when completing this form)  |                   |   |                         |  |                           | 16b. Telephone   |  |
| 17. Origin Post Office™ (City, state, and ZIP+4)<br>Long Beach, CA 90809-9693   |                   |   |                         | 26a. Name of USPS® Employee Verifying Mail<br><b>CLEIZARRAZ</b>  |                           | 26b. Employee's Telephone Number (Include area code)<br>(714) 994-6265   |  |
| 18. Verified at<br><input checked="" type="checkbox"/> DMU (Mailer's plant) <input type="checkbox"/> BMEU or Post Office  |                   |   |                         | 26c. Signature of Verifying Employee<br>   |                           | 27. Round Stamp (Required)<br>   |  |
| 19. Permit Number<br>4020   |                   | 20. Postage Payment Method (Except for Periodicals)<br><input checked="" type="checkbox"/> Permit <input type="checkbox"/> Stamped <input type="checkbox"/> Meter |                         | 26d. USPS Contact Name (if other than verifying employee)<br><b>KLH</b>  |                           |  |  |
| 21. Total Pieces<br>25939   |                   | 22. Total Weight of Mailing<br>358  |                         | 23. Vehicle PVDS Seal Number   |                           | 24. Vehicle ID Number  |  |
| 25. Comments  |                   |   |                         | 33. Load Condition Irregularities (Check all that apply)<br><input type="checkbox"/> Broken Pallets <input type="checkbox"/> Mailings are not Separated by Form 8125<br><input type="checkbox"/> Container Counts do not Match Form 8125 <input type="checkbox"/> Overweight Pallets<br><input type="checkbox"/> Damaged Mail <input type="checkbox"/> Pallets Too Tall<br><input type="checkbox"/> Improper Mail Makeup <input type="checkbox"/> Incorrect Mail Class<br><input type="checkbox"/> Load Unsafe <input type="checkbox"/> Other (Describe in item 32)<br><input type="checkbox"/> Incorrect Appointment Type |                           |  |  |
| 28. Entry Office (Facility name, address, city, state and ZIP+4® code as found in the Drop Ship Product.)<br><b>SACRAMENTO<br/>3775 INDUSTRIAL BLVD<br/>WEST SACRAMENTO, CA 95799-0199</b>  |                   |   |                         | 34. Scan the barcode upon receipt.   |                           |  |  |
| Note: Appointments with 100% Periodicals can be presented whenever the destination facility is open and staffed.  |                   |   |                         |  |                           |  |  |
| 29a. USPS Receiving Employee Signature  |                   | 29b. USPS Receiving Employee Name   |                         |  |                           |  |  |
| 30. Date/Time of Arrival  |                   | 31. Date/Time of Departure  |                         |  |                           |  |  |
| 32. Comments (NOTE: Enter bedload discrepancies as percentages and pallet discrepancies as pallet counts.)  |                   |   |                         |  |                           |  |  |





# ORIGINAL DOCUMENT

United States Postal Service®  
**Plant-Verified Drop Shipment (PVDS)**  
**Verification and Clearance**

Requested In-Home Delivery Date  
 (day window)  
 05/31/2012 - 06/04/2012

2. Drop Ship Appointment Number  
 #12 678 181

|  |                   |   |                         |  |                           |  |  |
|--|-------------------|---|-------------------------|--|---------------------------|--|--|
| 3. Mailer Name<br>World Marketing - Los Angeles  |                   | 4. FAST Scheduler ID<br>928315212001  |                         | 5. Mailer Contact Name<br>Deida Castaneda  |                           | 6. Mailer Contact Telephone<br>(include area code) (714) 994-6245  |  |
| 7. Origin Plant Location (City, state, ZIP+4®)<br>Long Beach, CA 90809-9693  |                   |   |                         | 8. Check One<br><input checked="" type="checkbox"/> Identical-Weight Pieces. Weight of a Single Piece 0.0138 lbs.<br><input type="checkbox"/> Nonidentical-Weight Pieces   |                           |  |  |
| 9. Class of Mail<br><input type="checkbox"/> Periodicals <input checked="" type="checkbox"/> Std. Mail<br><input type="checkbox"/> Package Services<br><input type="checkbox"/> International (Specify class)  |                   | 10. Product or Publication Title or Names<br><br>Job 33625Pol, ID 33625Pol<br>133625 Poll   |                         | 11. Total Gross Weight of Shipment (Verified at origin office)<br>166  |                           | 12. Type of Mail Processing Category (Check all that apply)<br><input checked="" type="checkbox"/> Letters <input checked="" type="checkbox"/> Automation Compatible <input type="checkbox"/> Irregular Parcels<br><input type="checkbox"/> Flats <input type="checkbox"/> Machinable Parcels <input type="checkbox"/> Nonmachinable Parcels |  |
| 13. Pallets  |                   | a. No. Pallets of Trays<br>1  | b. No. Pallets of Sacks | c. No. Pallets of Parcels  | d. No. Pallets of Bundles | 13e. Non-Palletized Containers   |  |
| Mailer Information<br><br>Optional if Pallet Presort is Known  | i. 5-Digit        |   |                         |  |                           | i. No. of Bundles  |  |
|  | ii. 5-D Scheme    |   |                         |  |                           | ii. No. of Trays   |  |
|  | iii. 5-D CR       |   |                         |  |                           | iii. No. of Sacks  |  |
|  | iv. 5-D Scheme CR |   |                         |  |                           | iv. No. of Parcels   |  |
|  | v. 3-D            |   | 1                       |  |                           | v. No. of Other (Describe)   |  |
|  | vi. All Other     |   |                         |  |                           |  |  |
| 14. Entry Discounts Claimed<br><input type="checkbox"/> DDU <input type="checkbox"/> DBMC <input type="checkbox"/> Mailing Includes Pieces For Delivery Outside Service Area of Entry Office.<br>(Check all that apply) <input checked="" type="checkbox"/> DSCF <input type="checkbox"/> International Service Center (ISC) <input type="checkbox"/> DADC <input type="checkbox"/> Other (International): |                   |   |                         |  |                           |  |  |
| 15. Comments -- Record SCF/ADC/BMC/ASF designator(s) and ZIP Code(s) from the DMM label list for mailing presented or attach register.<br>SCF 945  |                   |   |                         |  |                           |  |  |
| 16a. Contact at Company Making Drop Ship Appointment (if other than mailer and if known when completing this form)   |                   |   |                         |  |                           | 16b. Telephone   |  |
| 17. Origin Post Office™ (City, state, and ZIP+4)<br>Long Beach, CA 90809-9693  |                   |   |                         | 26a. Name of USPS® Employee Verifying Mail<br><b>CL ELIZARRAZA</b>   |                           | 26b. Employee's Telephone Number (include area code)<br>(714) 994-6265   |  |
| 18. Verified at<br><input checked="" type="checkbox"/> DMU (Mailer's plant) <input type="checkbox"/> BMEU or Post Office   |                   |   |                         | 26c. Signature of Verifying Employee<br>   |                           | 27. Round Stamp (Required)<br>  |  |
| 19. Permit Number<br>4020  |                   | 20. Postage Payment Method (Except for Periodicals)<br><input checked="" type="checkbox"/> Permit <input type="checkbox"/> Stamped <input type="checkbox"/> Meter |                         | 26d. USPS Contact Name (Other than verifying employee)<br><b>Kelly</b>   |                           |  |  |
| 21. Total Pieces<br>7186   |                   | 22. Total Weight of Mailing<br>99   |                         |  |                           |  |  |
| 23. Vehicle PVDS Seal Number   |                   | 24. Vehicle ID Number   |                         |  |                           |  |  |
| 25. Comments   |                   |   |                         | 33. Load Condition Irregularities (Check all that apply)<br><input type="checkbox"/> Broken Pallets <input type="checkbox"/> Mailings are not Separated by Form 8125<br><input type="checkbox"/> Container Counts do not Match Form 8125 <input type="checkbox"/> Overweight Pallets<br><input type="checkbox"/> Damaged Mail <input type="checkbox"/> Pallets Too Tall<br><input type="checkbox"/> Improper Mail Makeup <input type="checkbox"/> Incorrect Mail Class<br><input type="checkbox"/> Load Unsafe <input type="checkbox"/> Other (Describe in item 32)<br><input type="checkbox"/> Incorrect Appointment Type |                           |  |  |
| 28. Entry Office (Facility name, address, city, state and ZIP+4® code as found in the Drop Ship Product.)<br><b>OAKLAND<br/>1675 7TH ST<br/>OAKLAND, CA 94615-0001</b>   |                   |   |                         | 34. Scan the barcode upon receipt.   |                           |  |  |
| Note: Appointments with 100% Periodicals can be presented whenever the destination facility is open and staffed.   |                   |   |                         |  |                           |  |  |
| 29a. USPS Receiving Employee Signature   |                   | 29b. USPS Receiving Employee Name   |                         |  |                           |  |  |
| 30. Date/Time of Arrival   |                   | 31. Date/Time of Departure  |                         |  |                           |  |  |
| 32. Comments (NOTE: Enter bedload discrepancies as percentages and pallet discrepancies as pallet counts.)   |                   |   |                         |  |                           |  |  |

United States Postal Service®  
**Plant-Verified Drop Shipment (PVDS)**  
**Verification and Clearance**

**ORIGINAL DOCUMENT**

1. Requested In-Home Delivery Date (3-day window)  
 05/31/2012 - 06/04/2012

2. Drop Ship Appointment Number  
 112 678 212

|  |                   |   |                         |  |                           |  |  |
|--|-------------------|---|-------------------------|--|---------------------------|--|--|
| 3. Mailer Name<br>World Marketing - Los Angeles  |                   | 4. Mailer ID<br>928315212001  |                         | 5. Mailer Contact Name<br>Deida Castaneda  |                           | 6. Mailer Contact Telephone (Include area code)<br>(714) 994-6245  |  |
| 7. Origin Plant Location (City, state, ZIP+4®)<br>Long Beach, CA 90809-9693  |                   |   |                         | 8. Check One<br><input checked="" type="checkbox"/> Identical-Weight Pieces. Weight of a Single Piece 0.0138 lbs.<br><input type="checkbox"/> Nonidentical-Weight Pieces |                           |  |  |
| 9. Class of Mail<br><input type="checkbox"/> Periodicals <input checked="" type="checkbox"/> Std. Mail<br><input type="checkbox"/> Package Services<br><input type="checkbox"/> International (Specify class)  |                   | 10. Product or Publication Title or Names<br>Job 33625Pol, ID 33625Pol<br>133625 Poll |                         | 11. Total Gross Weight of Shipment (Verified at origin office)<br>88   |                           | 12. Type of Mail Processing Category (Check all that apply)<br><input checked="" type="checkbox"/> Letters <input checked="" type="checkbox"/> Automation Compatible <input type="checkbox"/> Irregular Parcels<br><input type="checkbox"/> Flats <input type="checkbox"/> Machinable Parcels <input type="checkbox"/> Nonmachinable Parcels |  |
| 13. Pallets  |                   | a. No. Pallets of Trays<br>1  | b. No. Pallets of Sacks | c. No. Pallets of Parcels  | d. No. Pallets of Bundles | 13e. Non-Palletized Containers   |  |
| Optional if Pallet Presort is Known  | i. 5-Digit        |   |                         |  |                           | i. No. of Bundles  |  |
|  | ii. 5-D Scheme    |   |                         |  |                           | ii. No. of Trays   |  |
|  | iii. 5-D CR       |   |                         |  |                           | iii. No. of Sacks  |  |
|  | iv. 5-D Scheme CR |   |                         |  |                           | iv. No. of Parcels   |  |
|  | v. 3-D            |   |                         |  |                           | v. No. of Other (Describe)   |  |
|  | vi. All Other     | 1   |                         |  |                           |  |  |
| 14. Entry Discounts Claimed<br><input type="checkbox"/> DDU <input type="checkbox"/> DBMC <input type="checkbox"/> Mailing Includes Pieces For Delivery Outside Service Area of Entry Office.<br>(Check all that apply) <input checked="" type="checkbox"/> DSCF <input type="checkbox"/> International Service Center (ISC) <input type="checkbox"/> DADC <input type="checkbox"/> Other (International): |                   |   |                         |  |                           |  |  |
| 15. Comments – Record SCF/ADC/BMC/ASF designator(s) and ZIP Code(s) from the DMM label list for mailing presented or attach register.<br>SCF 949   |                   |   |                         |  |                           |  |  |
| 16a. Contact at Company Making Drop Ship Appointment (if other than mailer and if known when completing this form)   |                   |   |                         |  |                           | 16b. Telephone   |  |



|  |   |   |  |  |  |
|--|---|---|--|--|--|
| 17. Origin Post Office™ (City, state, and ZIP+4)<br>Long Beach, CA 90809-9693  |   | 26a. Name of USPS® Employee Verifying Mail<br><b>CLIZARRANA</b> |  | 26b. Employee's Telephone Number (Include area code)<br>(714) 994-6265 |  |
| 18. Verified at<br><input checked="" type="checkbox"/> DMU (Mailer's plant) <input type="checkbox"/> BMEU or Post Office |   | 26c. Signature of Verifying Employee<br><i>[Signature]</i>      |  | 27. Round Stamp (Required)<br>   |  |
| 19. Permit Number<br>4020  | 20. Postage Payment Method (Except for Periodicals)<br><input checked="" type="checkbox"/> Permit <input type="checkbox"/> Stamped <input type="checkbox"/> Meter |   | 26d. USPS Contact Name (if other than verifying employee)<br><i>[Signature]</i>  |  |  |
| 21. Total Pieces<br>3108   | 22. Total Weight of Mailing<br>43   |   |  |  |  |
| 23. Vehicle PVDS Seal Number   | 24. Vehicle ID Number   |   |  |  |  |
| 25. Comments   |   |   | 33. Load Condition Irregularities (Check all that apply)<br><input type="checkbox"/> Broken Pallets <input type="checkbox"/> Mailings are not Separated by Form 8125<br><input type="checkbox"/> Container Counts do not Match Form 8125 <input type="checkbox"/> Overweight Pallets<br><input type="checkbox"/> Damaged Mail <input type="checkbox"/> Pallets Too Tall<br><input type="checkbox"/> Improper Mail Makeup <input type="checkbox"/> Incorrect Mail Class<br><input type="checkbox"/> Load Unsafe <input type="checkbox"/> Other (Describe in item 32)<br><input type="checkbox"/> Incorrect Appointment Type |  |  |

|  |                                   |                                    |  |
|--|-----------------------------------|------------------------------------|--|
| 28. Entry Office (Facility name, address, city, state and ZIP+4® code as found in the Drop Ship Product.)<br><b>NORTH BAY</b><br>1150 N MCDOWELL BLVD<br>PETALUMA, CA 94999-9993 |                                   | 34. Scan the barcode upon receipt. |  |
| Note: Appointments with 100% Periodicals can be presented whenever the destination facility is open and staffed.   |                                   |                                    |  |
| 29a. USPS Receiving Employee Signature   | 29b. USPS Receiving Employee Name |                                    |  |
| 30. Date/Time of Arrival   | 31. Date/Time of Departure        |                                    |  |
| 32. Comments (NOTE: Enter bedload discrepancies as percentages and pallet discrepancies as pallet counts.)   |                                   |                                    |  |

United States Postal Service®  
**Plant-Verified Drop Ship Appointment (PVDS)**  
**Verification and Clearance**

**ORIGINAL DOCUMENT**

|   |  |
|---|--|
| 1. Requested In-Home Delivery Date<br>(3-day window)<br>05/31/2012 - 06/04/2012 | 2. Drop Ship Appointment Number<br>7/2 678 261 |
|---|--|

|  |                   |   |                         |  |                           |  |  |
|--|-------------------|---|-------------------------|--|---------------------------|--|--|
| 3. Mailer Name<br>World Marketing - Los Angeles  |                   | 4. FAST Scheduler ID<br>928315212001  |                         | 5. Mailer Contact Name<br>Deida Castaneda  |                           | 6. Mailer Contact Telephone<br>(Include area code) (714) 994-6245  |  |
| 7. Origin Plant Location (City, state, ZIP+4®)<br>Long Beach, CA 90809-9693  |                   |   |                         | 8. Check One<br><input checked="" type="checkbox"/> Identical-Weight Pieces. Weight of a Single Piece 0.0138 lbs.<br><input type="checkbox"/> Nonidentical-Weight Pieces   |                           |  |  |
| 9. Class of Mail<br><input type="checkbox"/> Periodicals <input checked="" type="checkbox"/> Std. Mail<br><input type="checkbox"/> Package Services<br><input type="checkbox"/> International (Specify class)  |                   | 10. Product or Publication Title or Names<br>Job 33625Pol, ID 33625Pol<br>133625 Poll   |                         | 11. Total Gross Weight of Shipment (Verified at origin office)<br>139  |                           | 12. Type of Mail Processing Category (Check all that apply)<br><input checked="" type="checkbox"/> Letters <input checked="" type="checkbox"/> Automation Compatible <input type="checkbox"/> Irregular Parcels<br><input type="checkbox"/> Flats <input type="checkbox"/> Machinable Parcels <input type="checkbox"/> Nonmachinable Parcels |  |
| 13. Pallets  |                   | a. No. Pallets of Trays<br>1  | b. No. Pallets of Sacks | c. No. Pallets of Parcels  | d. No. Pallets of Bundles | 13e. Non-Palletized Containers   |  |
| Mailer Information<br>Optional if Pallet Presort is Known  | i. 5-Digit        |   |                         |  |                           | i. No. of Bundles  |  |
|  | ii. 5-D Scheme    |   |                         |  |                           | ii. No. of Trays   |  |
|  | iii. 5-D CR       |   |                         |  |                           | iii. No. of Sacks  |  |
|  | iv. 5-D Scheme CR |   |                         |  |                           | iv. No. of Parcels   |  |
|  | v. 3-D            |   |                         |  |                           | v. No. of Other (Describe)   |  |
|  | vi. All Other     |   | 1                       |  |                           |  |  |
| 14. Entry Discounts Claimed<br><input type="checkbox"/> DDU <input type="checkbox"/> DBMC <input type="checkbox"/> Mailing Includes Pieces For Delivery Outside Service Area of Entry Office.<br>(Check all that apply) <input checked="" type="checkbox"/> DSCF <input type="checkbox"/> International Service Center (ISC) <input type="checkbox"/> DADC <input type="checkbox"/> Other (International): |                   |   |                         |  |                           |  |  |
| 15. Comments -- Record SCF/ADC/BMC/ASF designator(s) and ZIP Code(s) from the DMM label list for mailing presented or attach register.<br>SCF 952  |                   |   |                         |  |                           |  |  |
| 16a. Contact at Company Making Drop Ship Appointment (if other than mailer and if known when completing this form)   |                   |   |                         |  |                           | 16b. Telephone   |  |
| 17. Origin Post Office™ (City, state, and ZIP+4)<br>Long Beach, CA 90809-9693  |                   |   |                         | 26a. Name of USPS® Employee Verifying Mail<br><b>CLEUZARRAPA</b>   |                           | 26b. Employee's Telephone Number (Include area code)<br>(714) 994-6265   |  |
| 18. Verified at<br><input checked="" type="checkbox"/> DMU (Mailer's plant) <input type="checkbox"/> BMEU or Post Office   |                   |   |                         | 26c. Signature of Verifying Employee<br>   |                           | 27. Round Stamp (Required)<br>  |  |
| 19. Permit Number<br>4020  |                   | 20. Postage Payment Method (Except for Periodicals)<br><input checked="" type="checkbox"/> Permit <input type="checkbox"/> Stamped <input type="checkbox"/> Meter |                         | 26d. USPS Contact Name (if other than verifying employee)<br><b>R. H.</b>  |                           |  |  |
| 21. Total Pieces<br>5792   |                   | 22. Total Weight of Mailing<br>80   |                         | 23. Vehicle PVDS Seal Number   |                           | 24. Vehicle ID Number  |  |
| 25. Comments   |                   |   |                         | 33. Load Condition Irregularities (Check all that apply)<br><input type="checkbox"/> Broken Pallets <input type="checkbox"/> Mailings are not Separated by Form 8125<br><input type="checkbox"/> Container Counts do not Match Form 8125 <input type="checkbox"/> Overweight Pallets<br><input type="checkbox"/> Damaged Mail <input type="checkbox"/> Pallets Too Tall<br><input type="checkbox"/> Improper Mail Makeup <input type="checkbox"/> Incorrect Mail Class<br><input type="checkbox"/> Load Unsafe <input type="checkbox"/> Other (Describe in item 32)<br><input type="checkbox"/> Incorrect Appointment Type |                           |  |  |
| 28. Entry Office (Facility name, address, city, state and ZIP+4® code as found in the Drop Ship Product.)<br><b>STOCKTON</b><br>3131 ARCH AIRPORT RD<br>STOCKTON, CA 95213-9996  |                   |   |                         | 34. Scan the barcode upon receipt.   |                           |  |  |
| Note: Appointments with 100% Periodicals can be presented whenever the destination facility is open and staffed.   |                   |   |                         |  |                           |  |  |
| 29a. USPS Receiving Employee Signature   |                   | 29b. USPS Receiving Employee Name   |                         |  |                           |  |  |
| 30. Date/Time of Arrival   |                   | 31. Date/Time of Departure  |                         |  |                           |  |  |
| 32. Comments (NOTE: Enter bedload discrepancies as percentages and pallet discrepancies as pallet counts.)   |                   |   |                         |  |                           |  |  |

**ORIGINAL DOCUMENT**

|   |   |
|---|---|
| 1. Requested In-Home Delivery Date<br>(3-day window)<br>05/31/2012 - 06/04/2012 | 2. Drop Ship Appointment Number<br>7/2 678 2012 |
|---|---|

|  |                   |   |                         |  |                           |  |  |
|--|-------------------|---|-------------------------|--|---------------------------|--|--|
| 3. Mailer Name<br>World Marketing - Los Angeles  |                   | 4. FAST Scheduler ID<br>928315212001  |                         | 5. Mailer Contact Name<br>Deida Castaneda  |                           | 6. Mailer Contact Telephone<br>(Include area code) (714) 994-6245  |  |
| 7. Origin Plant Location (City, state, ZIP+4®)<br>Long Beach, CA 90809-9693  |                   |   |                         | 8. Check One<br><input checked="" type="checkbox"/> Identical-Weight Pieces. Weight of a Single Piece 0.0138 lbs.<br><input type="checkbox"/> Nonidentical-Weight Pieces   |                           |  |  |
| 9. Class of Mail<br><input type="checkbox"/> Periodicals <input checked="" type="checkbox"/> Std. Mail<br><input type="checkbox"/> Package Services<br><input type="checkbox"/> International (Specify class)  |                   | 10. Product or Publication Title or Names<br>Job 33625Pol, ID 33625Pol<br>133625 Poll   |                         | 11. Total Gross Weight of Shipment (Verified at origin office)<br>30   |                           | 12. Type of Mail Processing Category (Check all that apply)<br><input checked="" type="checkbox"/> Letters <input checked="" type="checkbox"/> Automation Compatible <input type="checkbox"/> Irregular Parcels<br><input type="checkbox"/> Flats <input type="checkbox"/> Machinable Parcels <input type="checkbox"/> Nonmachinable Parcels |  |
| 13. Pallets  |                   | a. No. Pallets of Trays<br>1  | b. No. Pallets of Sacks | c. No. Pallets of Parcels  | d. No. Pallets of Bundles | 13e. Non-Palletized Containers   |  |
| Optional if Pallet Presort is Known  | i. 5-Digit        |   |                         |  |                           | i. No. of Bundles  |  |
|  | ii. 5-D Scheme    |   |                         |  |                           | ii. No. of Trays   |  |
|  | iii. 5-D CR       |   |                         |  |                           | iii. No. of Sacks  |  |
|  | iv. 5-D Scheme CR |   |                         |  |                           | iv. No. of Parcels   |  |
|  | v. 3-D            |   |                         |  |                           | v. No. of Other (Describe)   |  |
|  | vi. All Other     |   | 1                       |  |                           |  |  |
| 14. Entry Discounts Claimed<br><input type="checkbox"/> DDU <input type="checkbox"/> DBMC <input type="checkbox"/> Mailing Includes Pieces For Delivery Outside Service Area of Entry Office.<br>(Check all that apply) <input checked="" type="checkbox"/> DSCF <input type="checkbox"/> International Service Center (ISC) <input type="checkbox"/> DADC <input type="checkbox"/> Other (International): |                   |   |                         |  |                           |  |  |
| 15. Comments -- Record SCF/ADC/BMC/ASF designator(s) and ZIP Code(s) from the DMM label list for mailing presented or attach register.<br>SCF 955  |                   |   |                         |  |                           |  |  |
| 16a. Contact at Company Making Drop Ship Appointment (if other than mailer and if known when completing this form)   |                   |   |                         |  |                           | 16b. Telephone   |  |
| 17. Origin Post Office™ (City, state, and ZIP+4)<br>Long Beach, CA 90809-9693  |                   |   |                         | 26a. Name of USPS® Employee Verifying Mail<br><b>CLEUZARRADA</b>   |                           | 26b. Employee's Telephone Number<br>(Include area code) (714) 994-6265   |  |
| 18. Verified at<br><input checked="" type="checkbox"/> DMU (Mailer's plant) <input type="checkbox"/> BMEU or Post Office   |                   |   |                         | 26c. Signature of Verifying Employee<br>   |                           | 27. Round Stamp (Required)<br>   |  |
| 19. Permit Number<br>4020  |                   | 20. Postage Payment Method (Except for Periodicals)<br><input checked="" type="checkbox"/> Permit <input type="checkbox"/> Stamped <input type="checkbox"/> Meter |                         | 26d. USPS Contact Name (if other than verifying employee)<br><b>Rita</b>   |                           |  |  |
| 21. Total Pieces<br>499  |                   | 22. Total Weight of Mailing<br>7  |                         |  |                           |  |  |
| 23. Vehicle PVDS Seal Number   |                   | 24. Vehicle ID Number   |                         |  |                           |  |  |
| 25. Comments   |                   |   |                         | 33. Load Condition Irregularities (Check all that apply)<br><input type="checkbox"/> Broken Pallets <input type="checkbox"/> Mailings are not Separated by Form 8125<br><input type="checkbox"/> Container Counts do not Match Form 8125 <input type="checkbox"/> Overweight Pallets<br><input type="checkbox"/> Damaged Mail <input type="checkbox"/> Pallets Too Tall<br><input type="checkbox"/> Improper Mail Makeup <input type="checkbox"/> Incorrect Mail Class<br><input type="checkbox"/> Load Unsafe <input type="checkbox"/> Other (Describe in item 32)<br><input type="checkbox"/> Incorrect Appointment Type |                           |  |  |
| 28. Entry Office (Facility name, address, city, state and ZIP+4® code as found in the Drop Ship Product.)<br><b>EUREKA<br/>337 W CLARK ST<br/>EUREKA, CA 95501-9994</b>  |                   |   |                         | 34. Scan the barcode upon receipt.   |                           |  |  |
| Note: Appointments with 100% Periodicals can be presented whenever the destination facility is open and staffed.   |                   |   |                         |  |                           |  |  |
| 29a. USPS Receiving Employee Signature   |                   | 29b. USPS Receiving Employee Name   |                         |  |                           |  |  |
| 30. Date/Time of Arrival   |                   | 31. Date/Time of Departure  |                         |  |                           |  |  |
| 32. Comments (NOTE: Enter bedload discrepancies as percentages and pallet discrepancies as pallet counts.)   |                   |   |                         |  |                           |  |  |

# ORIGINAL

United States Postal Service®  
**Plant-Verified Drop Shipments**  
**Verification and Clearance**

# DOCUMENT

1. Requested In-Home Delivery Date  
(3-day window)  
05/31/2012 - 06/04/2012

2. Drop Ship Appointment Number  
112 678 365

|  |                   |   |                         |  |                           |   |  |
|--|-------------------|---|-------------------------|--|---------------------------|---|--|
| 3. Mailer Name<br>World Marketing - Los Angeles  |                   | 4. FAST Scheduler ID<br>928315212001  |                         | 5. Mailer Contact Name<br>Deida Castaneda  |                           | 6. Mailer Contact Telephone<br>(Include area code) (714) 994-6245         |  |
| 7. Origin Plant Location (City, state, ZIP+4®)<br>Long Beach, CA 90809-9693  |                   |   |                         | 8. Check One<br><input checked="" type="checkbox"/> Identical-Weight Pieces. Weight of a Single Piece 0.0138 lbs.<br><input type="checkbox"/> Nonidentical-Weight Pieces   |                           |   |  |
| 9. Class of Mail<br><input type="checkbox"/> Periodicals <input checked="" type="checkbox"/> Std. Mail<br><input type="checkbox"/> Package Services<br><input type="checkbox"/> International (Specify class)  |                   | 10. Product or Publication Title or Names<br>Job 33625Pol, ID 33625Pol<br>133625 Poll   |                         | 11. Total Gross Weight of Shipment (Verified at origin office)<br>77   |                           |   |  |
| 13. Pallets  |                   | a. No. Pallets of Trays<br>1  | b. No. Pallets of Sacks | c. No. Pallets of Parcels  | d. No. Pallets of Bundles | 13e. Non-Palletized Containers  |  |
| Mailer Information<br>Optional if Pallet Presort is Known  | i. 5-Digit        |   |                         |  |                           | i. No. of Bundles   |  |
|  | ii. 5-D Scheme    |   |                         |  |                           | ii. No. of Trays  |  |
|  | iii. 5-D CR       |   |                         |  |                           | iii. No. of Sacks   |  |
|  | iv. 5-D Scheme CR |   |                         |  |                           | iv. No. of Parcels  |  |
|  | v. 3-D            |   |                         |  |                           | v. No. of Other (Describe)  |  |
|  | vi. All Other     | 1   |                         |  |                           |   |  |
| 14. Entry Discounts Claimed<br>(Check all that apply) <input type="checkbox"/> DDU <input type="checkbox"/> DBMC <input type="checkbox"/> Mailing Includes Pieces For Delivery Outside Service Area of Entry Office.<br><input checked="" type="checkbox"/> DSCF <input type="checkbox"/> International Service Center (ISC) <input type="checkbox"/> DADC <input type="checkbox"/> Other (International): |                   |   |                         |  |                           |   |  |
| 15. Comments - Record SCF/ADC/BMC/ASF designator(s) and ZIP Code(s) from the DMM label list for mailing presented or attach register.<br>SCF 960   |                   |   |                         |  |                           |   |  |
| 16a. Contact at Company Making Drop Ship Appointment (if other than mailer and if known when completing this form)   |                   |   |                         |  |                           | 16b. Telephone  |  |
| 17. Origin Post Office™ (City, state, and ZIP+4)<br>Long Beach, CA 90809-9693  |                   |   |                         | 26a. Name of USPS® Employee<br>Verifying Mail<br>C. ELIZARRADA   |                           | 26b. Employee's Telephone Number<br>(Include area code)<br>(714) 994-6265 |  |
| 18. Verified at<br><input checked="" type="checkbox"/> DMU (Mailer's plant) <input type="checkbox"/> BMEU or Post Office   |                   |   |                         | 26c. Signature of Verifying Employee<br>   |                           | 27. Round Stamp (Required)<br>  |  |
| 19. Permit Number<br>4020  |                   | 20. Postage Payment Method (Except for Periodicals)<br><input checked="" type="checkbox"/> Permit <input type="checkbox"/> Stamped <input type="checkbox"/> Meter |                         | 26d. USPS Contact Name (if other than verifying employee)<br>R. H.   |                           |   |  |
| 21. Total Pieces<br>3041   |                   | 22. Total Weight of Mailing<br>42   |                         | 23. Vehicle PVDS Seal Number   |                           | 24. Vehicle ID Number   |  |
| 25. Comments   |                   |   |                         | 33. Load Condition Irregularities (Check all that apply)<br><input type="checkbox"/> Broken Pallets <input type="checkbox"/> Mailing Labels not Separated by Form 8125<br><input type="checkbox"/> Container Counts do not Match Form 8125 <input type="checkbox"/> Overweight Pallets<br><input type="checkbox"/> Damaged Mail <input type="checkbox"/> Pallets Too Tall<br><input type="checkbox"/> Improper Mail Makeup <input type="checkbox"/> Incorrect Mail Class<br><input type="checkbox"/> Load Unsafe <input type="checkbox"/> Other (Describe in item 32)<br><input type="checkbox"/> Incorrect Appointment Type |                           |   |  |
| 28. Entry Office (Facility name, address, city, state and ZIP+4® code as found in the Drop Ship Product.)<br>REDDING<br>2323 CHURN CREEK RD<br>REDDING, CA 96002-9997<br>Note: Appointments with 100% Periodicals can be presented whenever the destination facility is open and staffed.  |                   |   |                         | 34. Scan the barcode upon receipt.   |                           |   |  |
| 29a. USPS Receiving Employee Signature   |                   | 29b. USPS Receiving Employee Name   |                         | 30. Date/Time of Arrival   |                           | 31. Date/Time of Departure  |  |
| 32. Comments (NOTE: Enter bedload discrepancies as percentages and pallet discrepancies as pallet counts.)   |                   |   |                         |  |                           |   |  |